



# **Main results on Energy Efficiency (2014-2017)**

**Paris, 21<sup>st</sup> of June 2018**

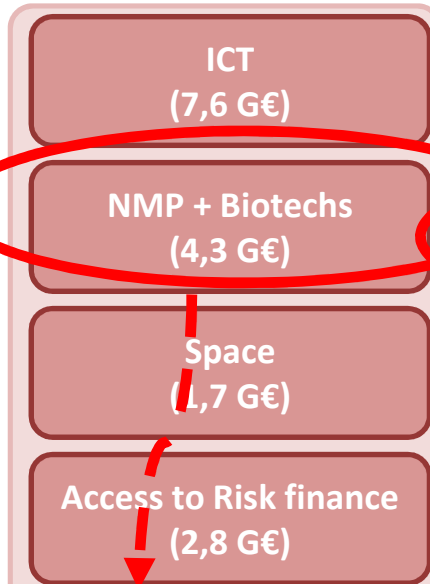
# Horizon 2020

## Excellent Science



24,4 G€

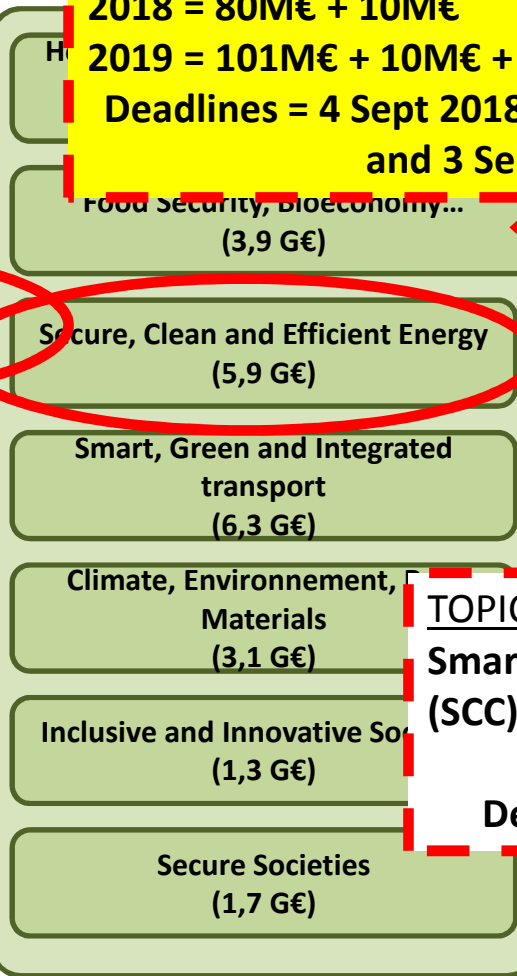
## Industrial Leadership



**TOPICS :**  
**Energy Efficient Buildings (EEB)**  
**Industry Efficiency (SPIRE)**  
 2019 = 53M€ + 99M€  
 Deadline = 21 Feb 2019

**TOPICS :**

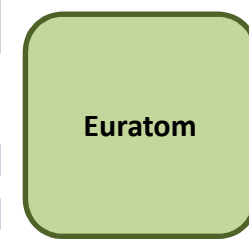
**Energy Efficiency (EE) + Energy consumers (EC)**  
 2018 = 80M€ + 10M€  
 2019 = 101M€ + 10M€ + 11M€ (EE-17)  
 Deadlines = 4 Sept 2018, 13 Nov 2018 (EE-17)  
 and 3 Sept 2019



29,7G€

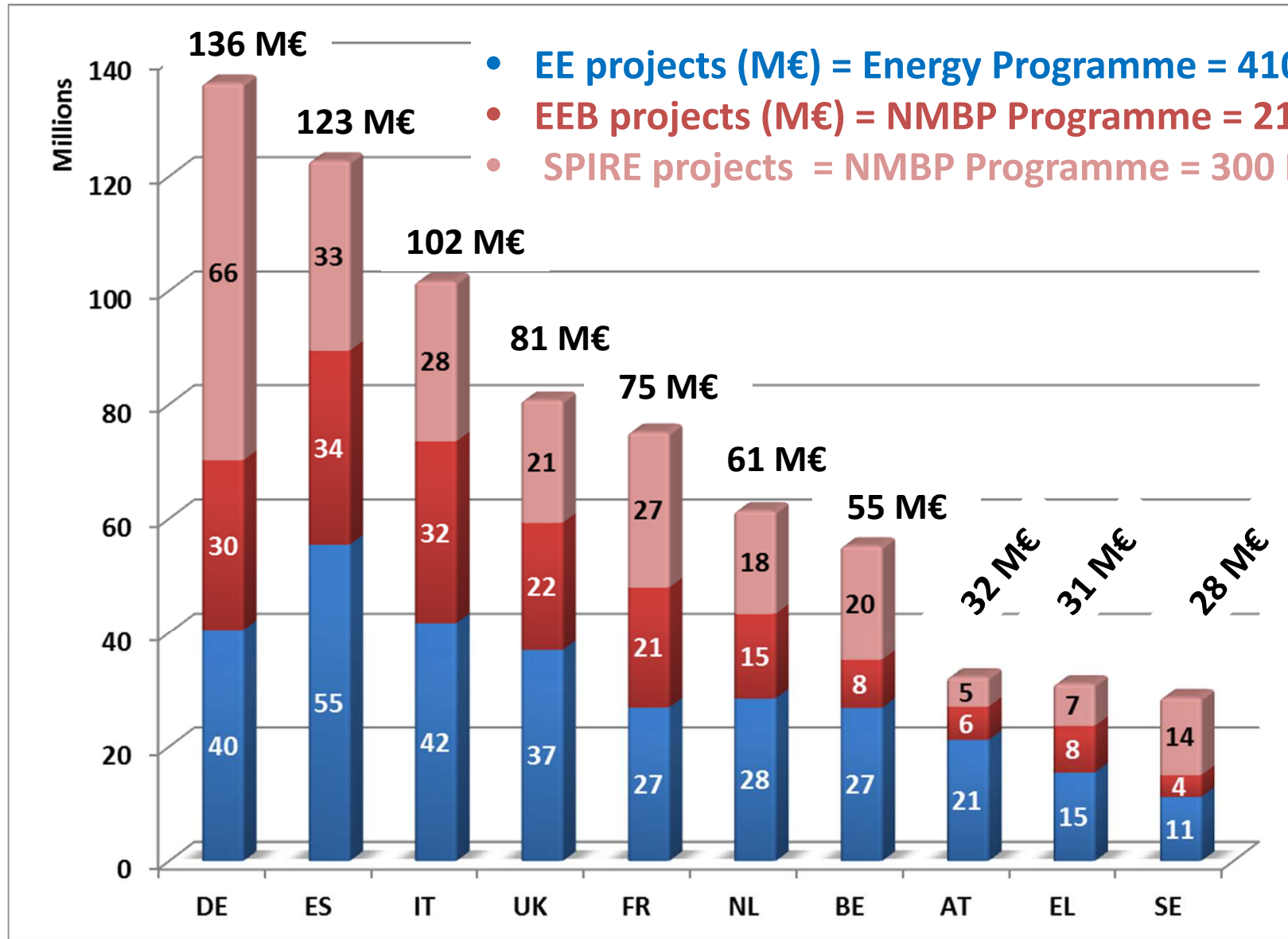
**TOPICS :**

**Smart Cities & Communities (SCC)**  
 2019 = 73M€  
 Deadline = 5 Feb 2019






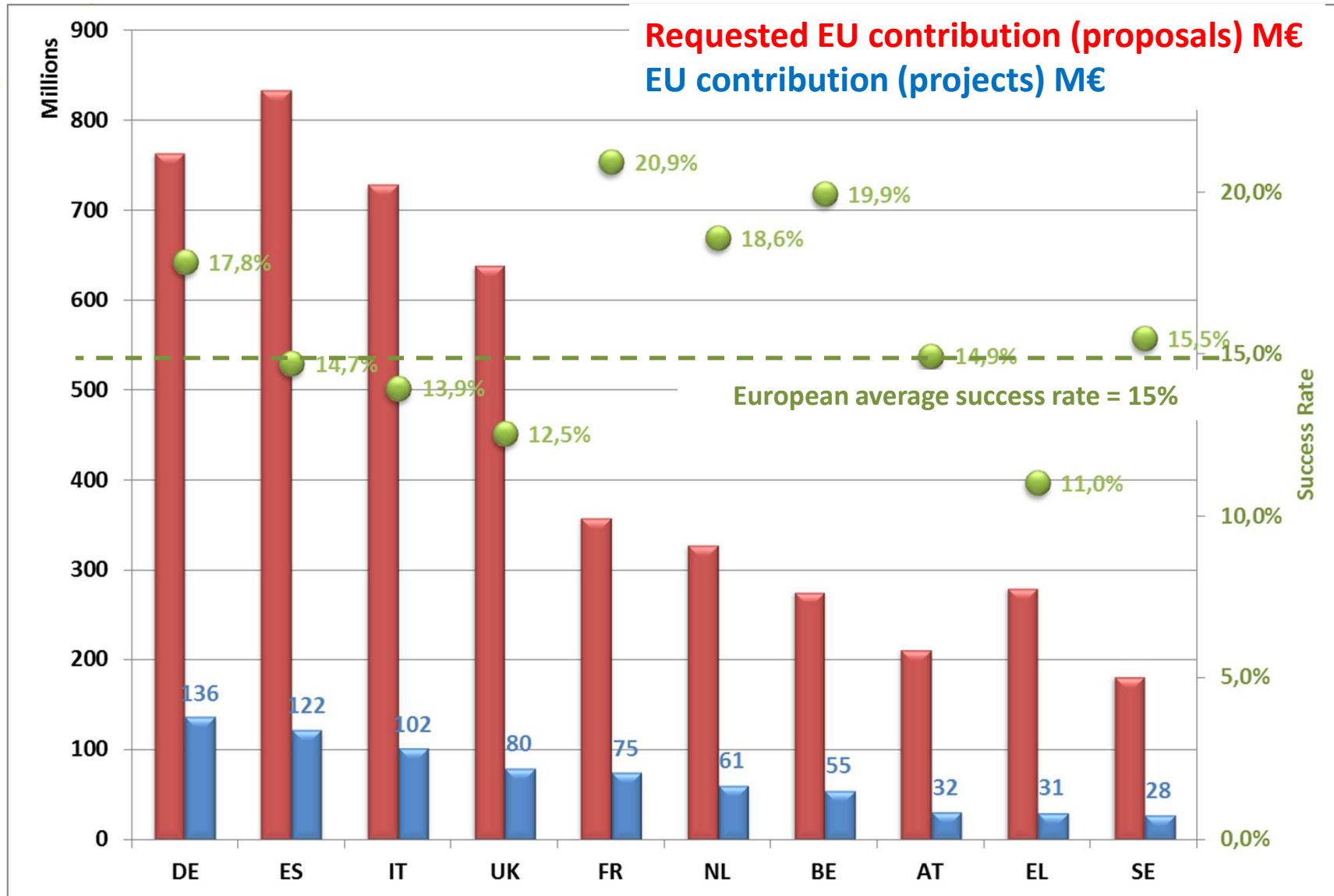
# EU contribution for Energy Efficiency 2014-2017 = 928 M€ = 304 projects



- EE projects (M€) = Energy Programme = 410 M€
- EEB projects (M€) = NMBP Programme = 218 M€
- SPIRE projects = NMBP Programme = 300 M€



# Success rates per country EE + EEB + SPIRE 2014-2017





# H2020 : Simplified list of actions

## Research and Innovation Actions :

- New knowledge and/or explore feasibility
- Technology, product, process, service and solution
- Basic & applied research, technology development and integration, testing & validation of small scale prototype
- Funding rate 100 %

## Innovation Actions :

- Prototyping, testing, demonstrating, piloting, large-scale product validation, market replication
- product, process and service
- Funding rate 70 % (except for non profit legal entities where a rate of 100% applies)



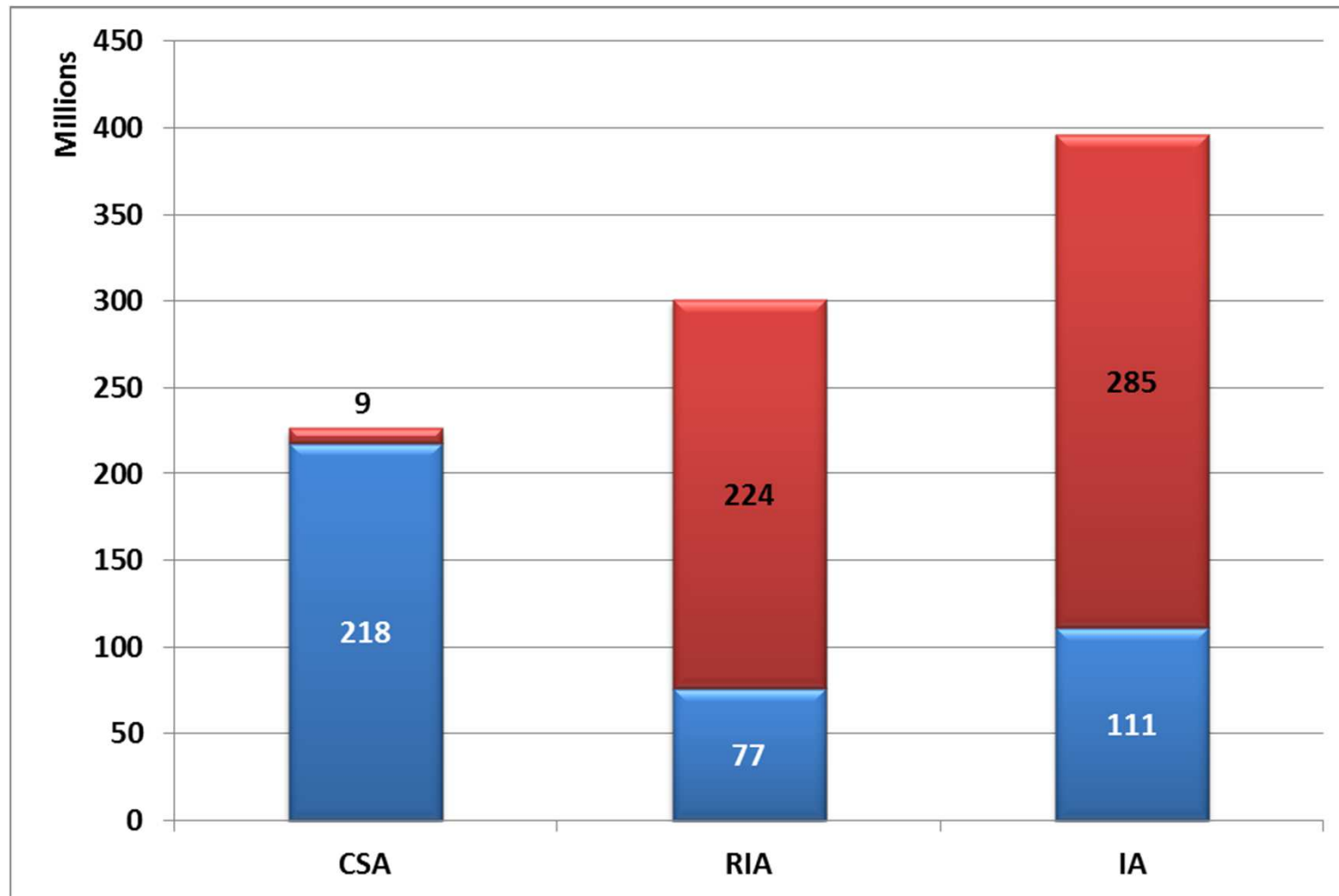
# H2020 : Simplified list of actions

## Coordination & Support Actions :

- Communication, networking, coordination or support services, policy dialogues, mutual learning exercises and studies, strategic planning, networking and coordination between programmes in different countries
- Funding rate 100 %



# Distribution of budget (928M€) among the actions in Energy Efficiency





# Distribution of the 304 projects among the actions in Energy Efficiency

