



H2020 Marie Skłodowska- Curie Actions

Overview of recent calls

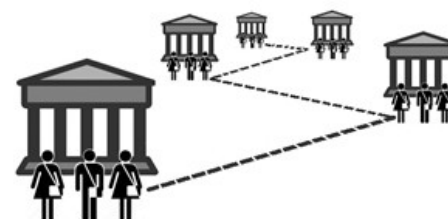
PC meeting
11 February 2019



H2020 MSCA



IF
Individual Fellowships



RISE
Research and Innovation
Staff Exchange



ITN
Innovative Training Networks



COFUND

ITN 2018: Grant Preparation Process (GAP)

Reserve list – start September and December 2018



36 reserve GAPs have been opened:

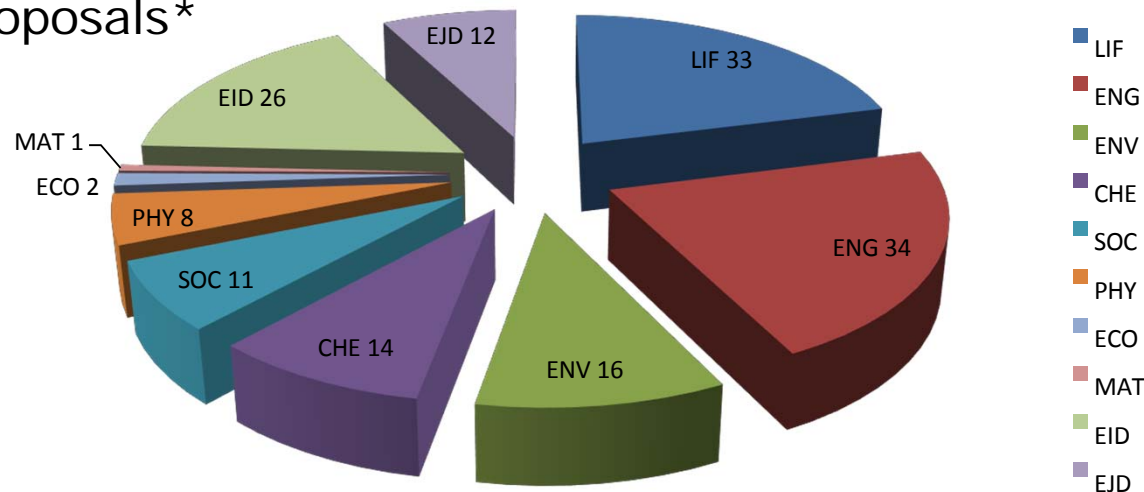
- 27 ETN
- 6 EID
- 3 EJD

3 GA were signed, 11 are waiting for selection decision and 22 are ongoing.



ITN 2018: Final Signed Main list & Reserve list – Success rates

Main list & Reserve list:
157 proposals*



LIF	ENG	ENV	CHE	SOC	PHY	ECO	MAT	Total ETN	EID	EJD	Total ITN
8,4%	8,2%	9,2%	8,4%	8,1%	8,2%	10,0%	9,1%	8,4%	17,0%	14,8%	9,5%

* Pending signature of all GAs under Grant Agreement Preparation

ITN 2018



	TOTAL	FRANCE
Main list	123	8
Reserve list	39	4
Below available budget	1299	93
below threshold	189	13

ITN



ITN 2019: Modes & Budget



**European
Training
Networks**

*Participants implement a joint
research training programme*

400 M€



**European
Industrial
Doctorates**

*Doctoral training with the
non-academic sector*

35 M€



**European
Joint
Doctorates**

*Universities cooperate to
deliver joint degrees*

35 M€

Call Opening:	13 Sep 2018
Call Closure:	15 Jan 2019
Allocation of proposals:	29 - 31 Jan 2019
Remote IER phase:	08 Feb - 05 March 2019
Remote Consensus phase:	06 - 29 March 2019
Central Panel Reviews:	01 - 05 April 2019
Ethics Screening:	20 March - 15 April 2019
Launch Grant preparation:	mid-May 2019
Starting dates:	Sept 2019 - June 2020



ITN 2019: Main Changes and Novelties

Evaluation:

- **Improved briefing for experts:** web-briefing with 4 animated videos, 3 manuals for evaluators (1/mode)
- **Dedicated experts per mode** (EID/EJD/ETN)
- **Scheduling** given to evaluators so that CR discussions can start as soon as the 3 IERs are submitted (balanced workload)
- **SEP workflow and functionalities** adjusted to ease the remote consensus discussion (teleconference system integration – tests (approx. 5% of the proposals))

ITN 2019 Submission



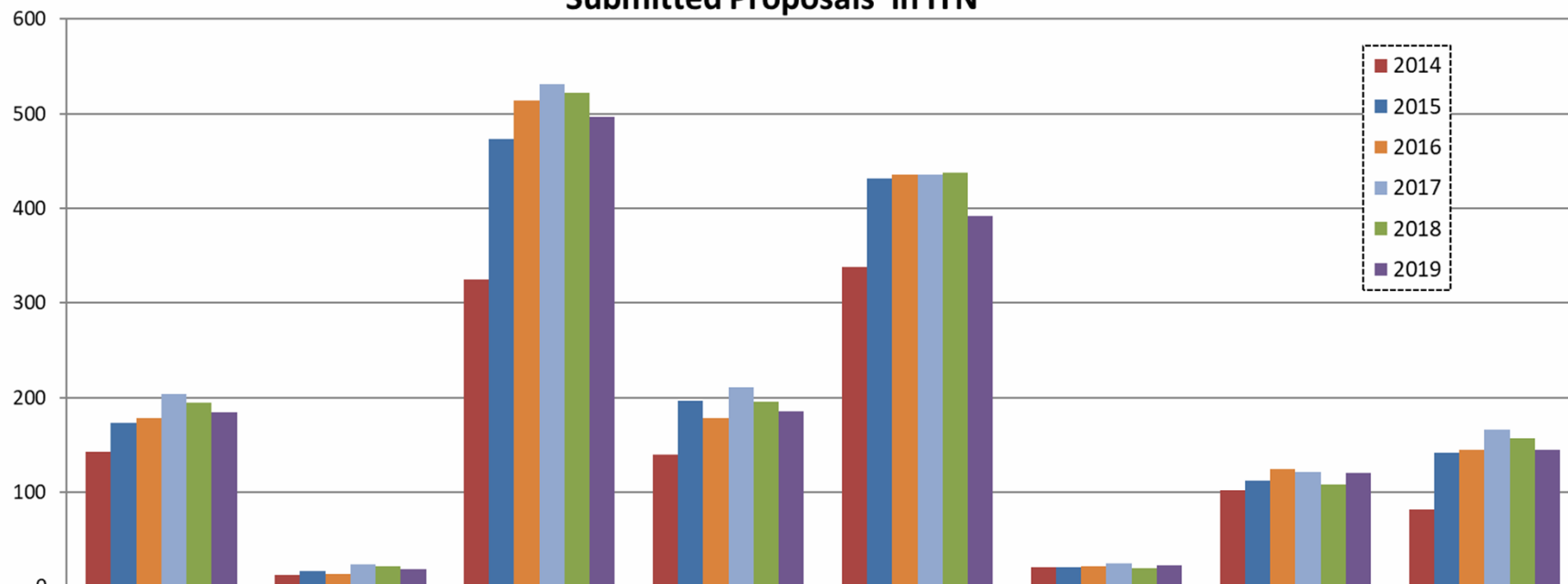
- 1565 proposals submitted
- Decrease of 5.6% compared to ITN 2018 (- 93 proposals), 12% decrease for EID, 2.3% increase for EJD, 4.2% decrease for ETN
- With a budget of €470 million, ITN is expected to fund about 150 projects supporting more than 1,900 young researchers, with an anticipated overall success rate around 9.5%.

	EID	EJD	ETN	Total	Global variation 2018-19 (%)
CHE	16	8	160	184	-5,6%
ECO	2	0	17	19	-13,6%
ENG	73	23	401	497	-4,8%
ENV	12	10	163	185	-5,6%
LIF	24	13	355	392	-10,5%
MAT	3	4	16	23	15,0%
PHY	3	8	109	120	11,1%
SOC	4	17	124	145	-7,6%
Total	137	83	1345	1565	-5,6%
variation (%)	-11,8%	2,3%	-4,2%	-5,6%	

ITN 2019 Submission



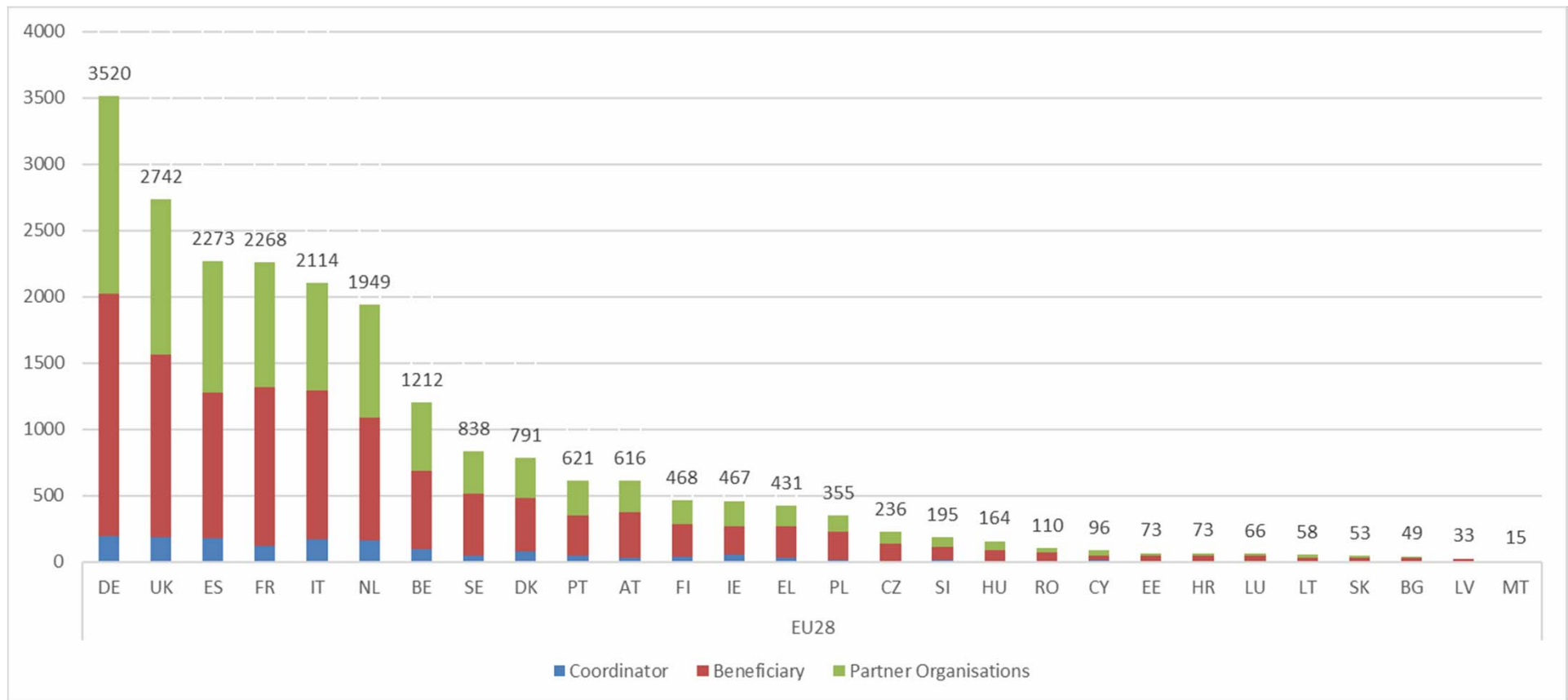
Submitted Proposals in ITN



	CHE	ECO	ENG	ENV	LIF	MAT	PHY	SOC
2014	143	13	325	140	338	21	102	82
2015	173	17	473	197	432	21	112	142
2016	178	14	514	178	436	22	124	145
2017	204	24	531	211	436	25	121	166
2018	195	22	522	196	438	20	108	157
2019	184	19	497	185	392	23	120	145



MS Participants in submitted proposals



Evaluation review ITN



	No of evaluated proposals	No of submitted redress requests	%	Result A + B	Result C	Result D	Funded after re-evaluation	% of upheld cases (C+D)
ITN 2015	1563	18	1,15%	15	1	2	0	0,19%
ITN 2016	1567	22	1,40%	11	8	3	0	0,70%
ITN 2017	1714	27	1,58%	18	5	4	0	0,53%
ITN 2018	1650	25	1,51%	15	8	2	0	0,60%

Result A

The complaint is not admissible

Result B

Absence of evidence to support the complaint – the results of the initial evaluation are confirmed.

Result C

Evidence to support the complaint, but no re-evaluation recommended as the shortcoming is limited to a certain part of the evaluation and did not influence the overall outcome.

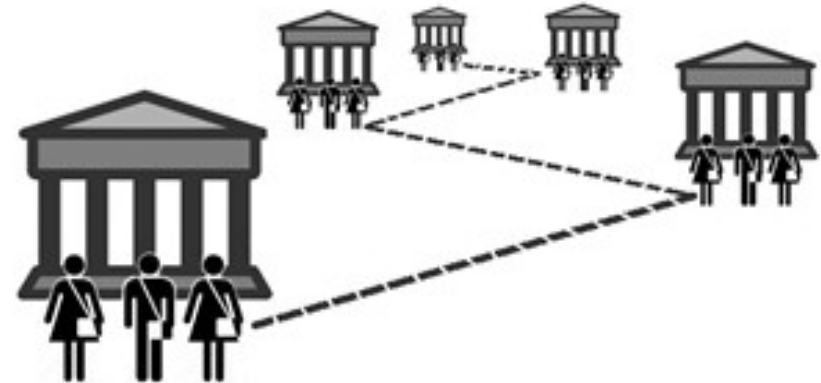
Result D

Sufficient evidence to support the complaint, with a (full or partial) re-evaluation recommended.



MSCA in H2020

IF
Individual Fellowships

An icon showing two stylized human figures (one male, one female) standing next to a classical building with four columns, representing an individual researcher and their host institution.

RISE
Research and Innovation
Staff Exchange



ITN
Innovative Training Networks



COFUND

IF 2018 Topics & Budget



**European Fellowships
Standard, Career and Re-integration
Panel**

*Held in EU Member States or Associated
Countries*

220M€



**Society and
Enterprise Panel**

*Only for non-
academic
beneficiaries*

8M€



**Global
Fellowships**

*based on a
secondment to a
third country*

45M€

Total Budget: 273 million €

IF 2018 Planning



Call Deadline:	12 September 2018
Eligibility check:	17 - 21 September 2018
Central allocation week:	24 - 27 September 2018
Remote Evaluation:	8 October - 2 November 2018
Central panel week:	3 - 6 December 2018
Central ethics week:	14 - 18 January 2019
Launch Grant preparation:	1st half February 2019
Starting dates:	1 April 2019 - 1 September 2020

IF 2018 Results



Call Closure: 12 September 2018

- Proposals received – 9830
- Eligible proposals evaluated – 9676 (8855 EF, 821 GF)

S&E panel: 340 proposals evaluated after transfers
(society and enterprise panel)

1351 Main list proposals

721 Reserve list proposals

Expected success rate – around 14% (subject to signature of all proposals in GAP)

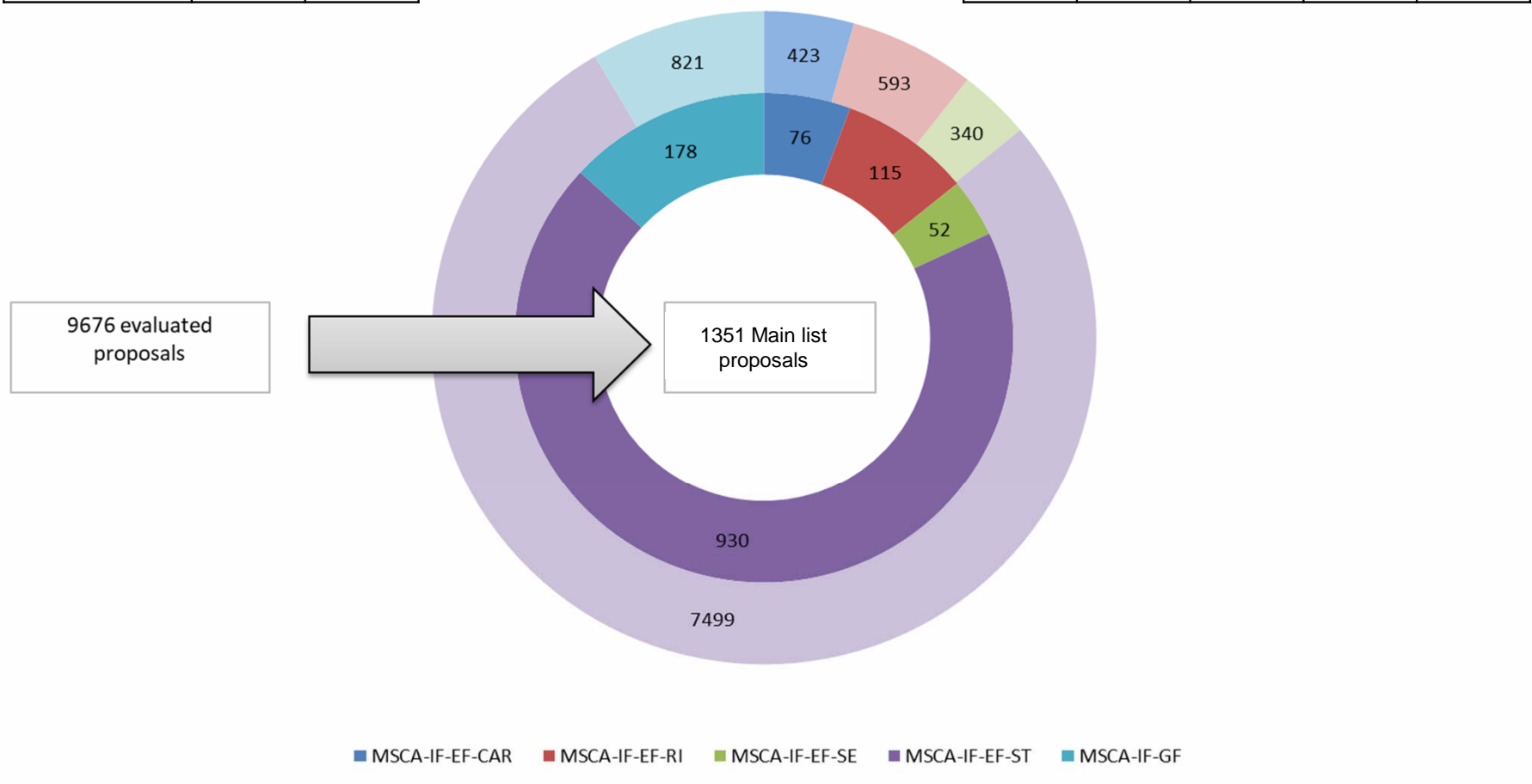
IF 2018 Submitted & Main list proposals



	Eligible	Main List
MSCA-IF-EF	8855	1173
MSCA-IF-GF	821	178

IF 2018

Success Rate				
ST	CAR	RI	SE	GF
12.40%	17.97%	19.39%	15.29%	21.68%



IF 2018 Resubmissions

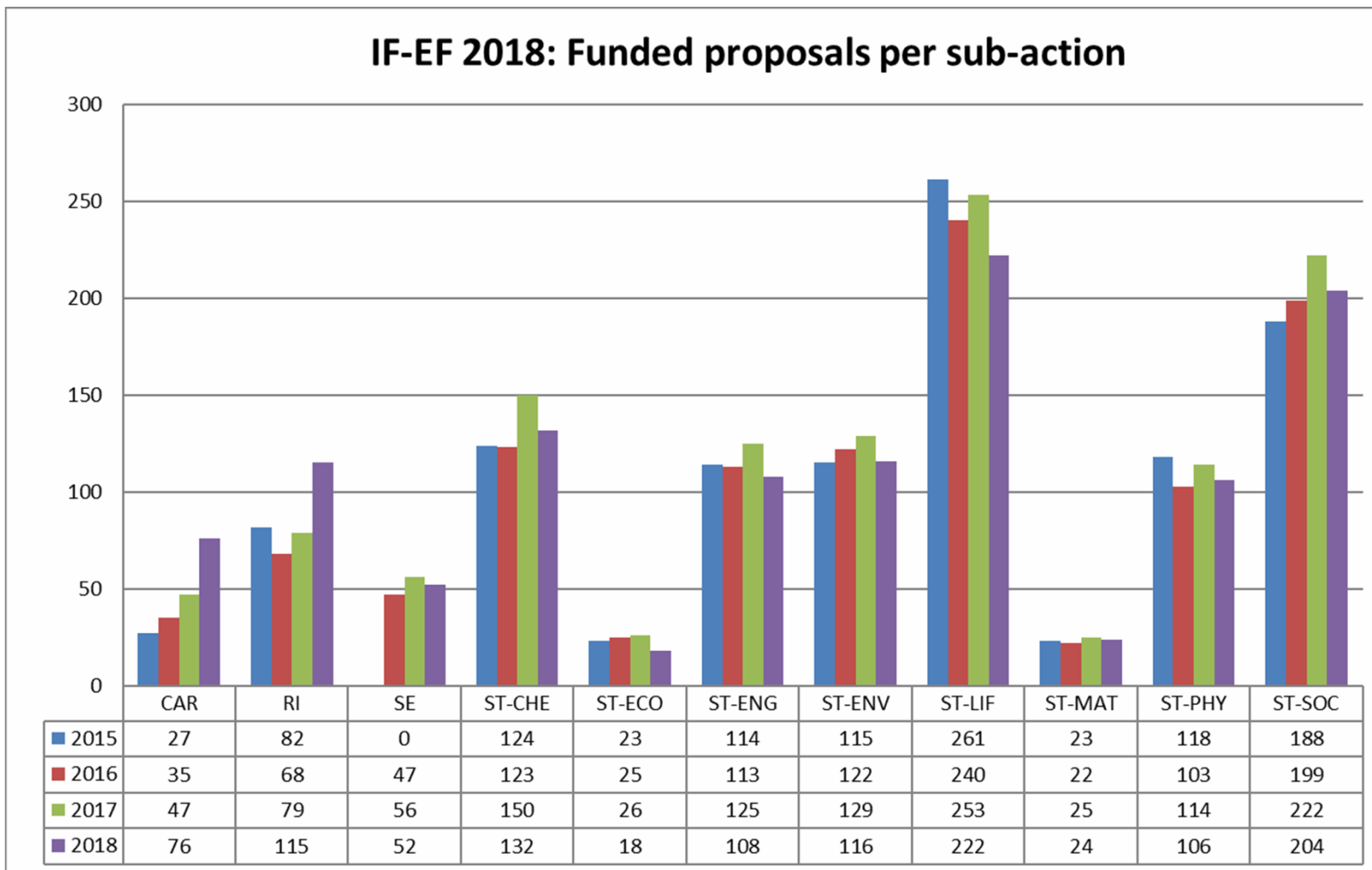


Resubmissions	TOTAL
declared:	1616
confirmed:	1499
confirmed & eligible:	1473
funded (A):	335
success rate:	22.74%

IF 2018: Statistics



IF-EF 2018: Funded proposals per sub-action



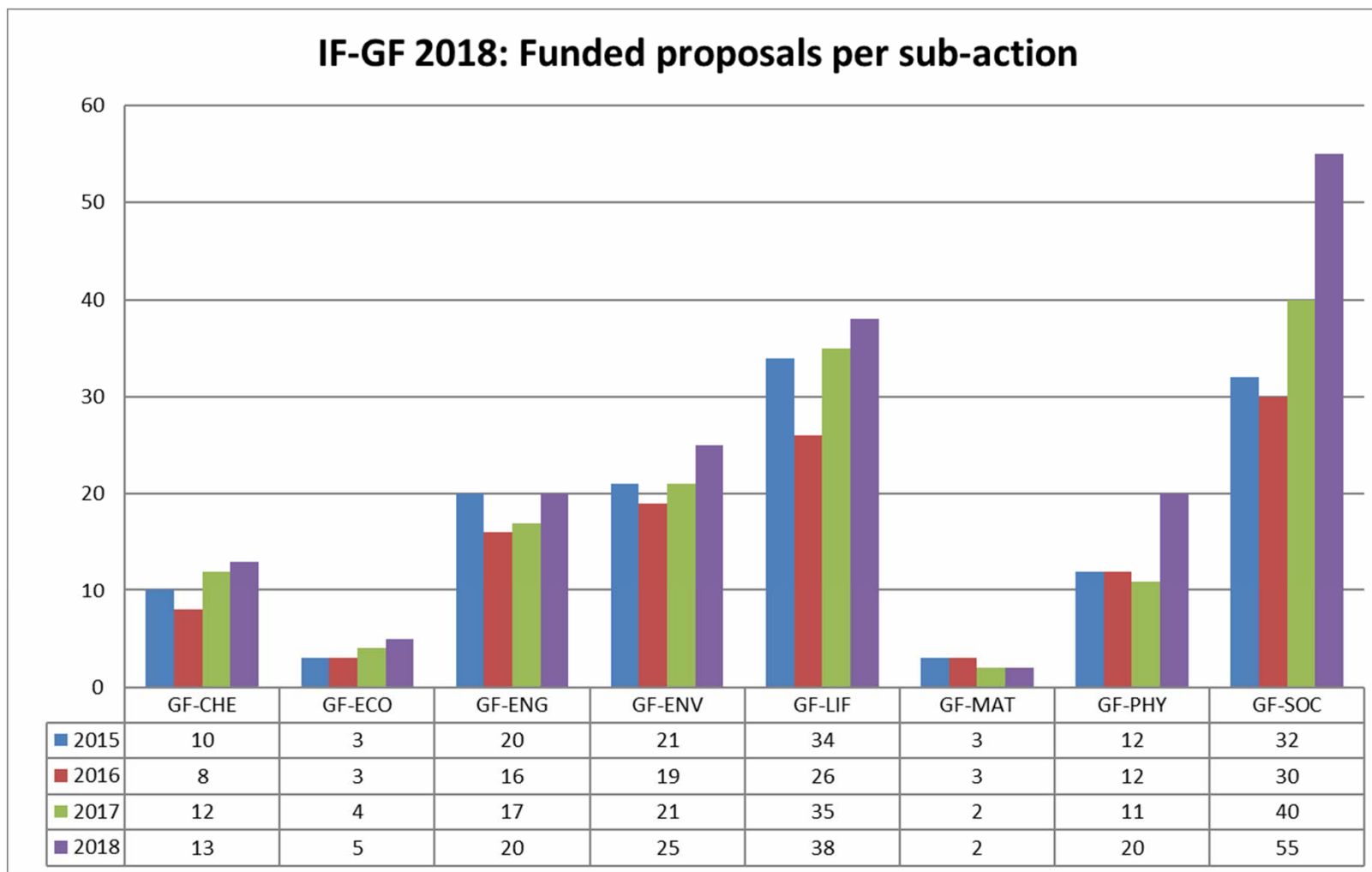
2015, 2016 & 2017 data include signed grants from reserve list; 2018 data are Main list only.

Research
Executive
Agency

IF 2018: Statistics



IF-GF 2018: Funded proposals per sub-action



2015, 2016 & 2017 data include signed grants from reserve list; 2018 data are Main list only.

IF 2018: Gender



Gender analysis	Male - MAINLIST	Female - MAINLIST	Majority gender	Male - Success Rate	Female - Success Rate
GF					
CH	9	4	Men	22.50%	18.18%
E					
EC	4	1	Men	26.67%	12.50%
O					
EN	13	7	Men	19.12%	33.33%
G					
EN	12	13	Women	17.65%	25.00%
V					
LIF	17	21	Women	19.77%	23.86%
MA	0	2	Women	0.00%	33.33%
T					
PH	14	6	Men	21.88%	21.43%
Y					
SO	19	36	Women	17.92%	25.53%
C					
EF-ST	27	25	Men	12.92%	19.08%
CH	96	36	Men	13.24%	10.88%
E	28	48			
EC	10	8	Men	11.49%	12.31%
O	67	48			
EN	89	19	Men	12.31%	10.67%
G					
EN	54	62	Women	10.29%	15.58%
V					
LIF	104	118	Women	11.58%	13.24%
MA	19	5	Men	12.67%	11.36%
T					
PH	82	24	Men	12.17%	13.87%
Y					
SO	81	123	Women	10.83%	13.84%
C					

Res
Exe
Age

IF 2018: Gender



More male researchers applicants (59%) than female (41%)

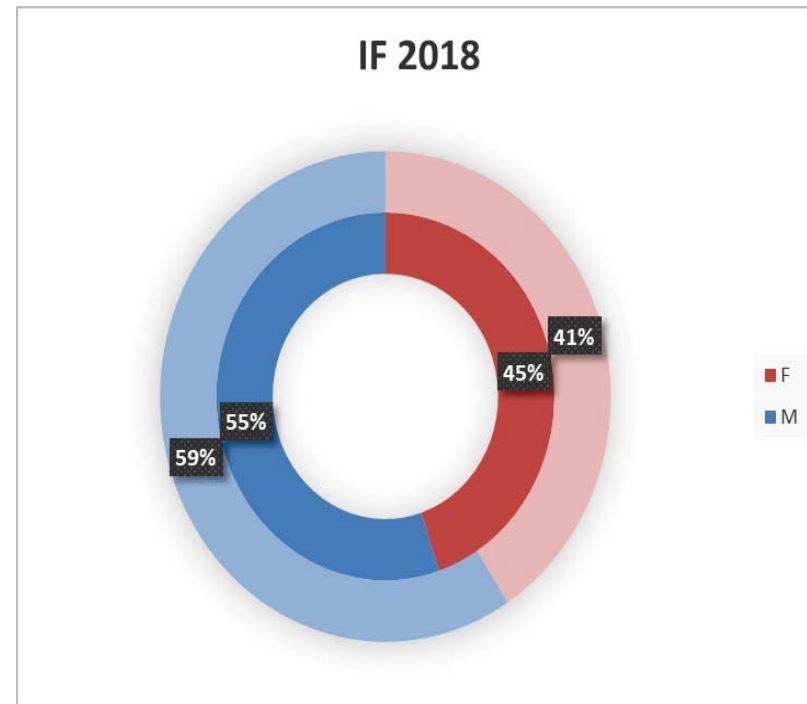
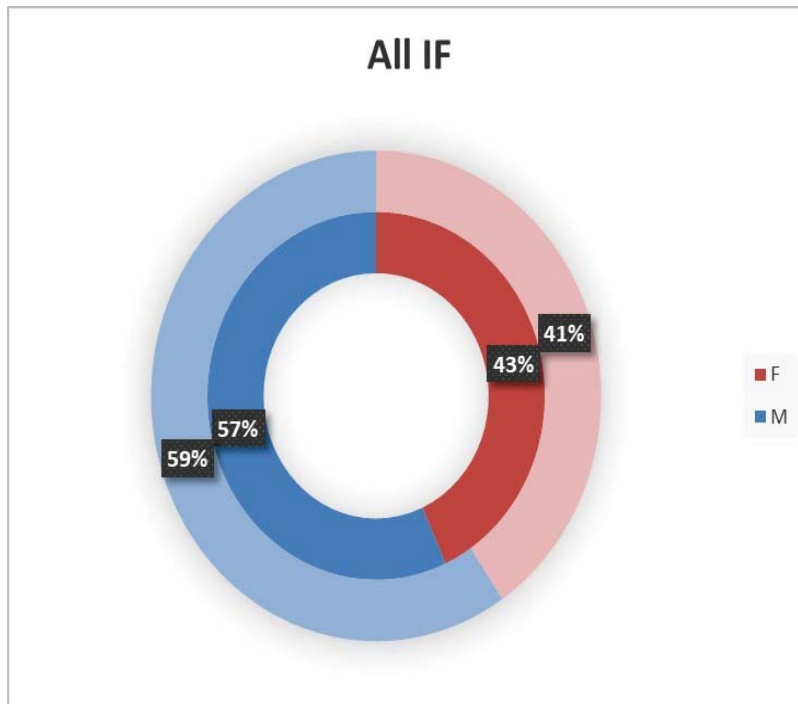
- Highest female % SOC (55%), LIF (49%), ENV (45%)
- Highest male % in ENG (79%), PHY (78%), MAT (75%)

More male researchers in the Main list (55%) than female (45%)

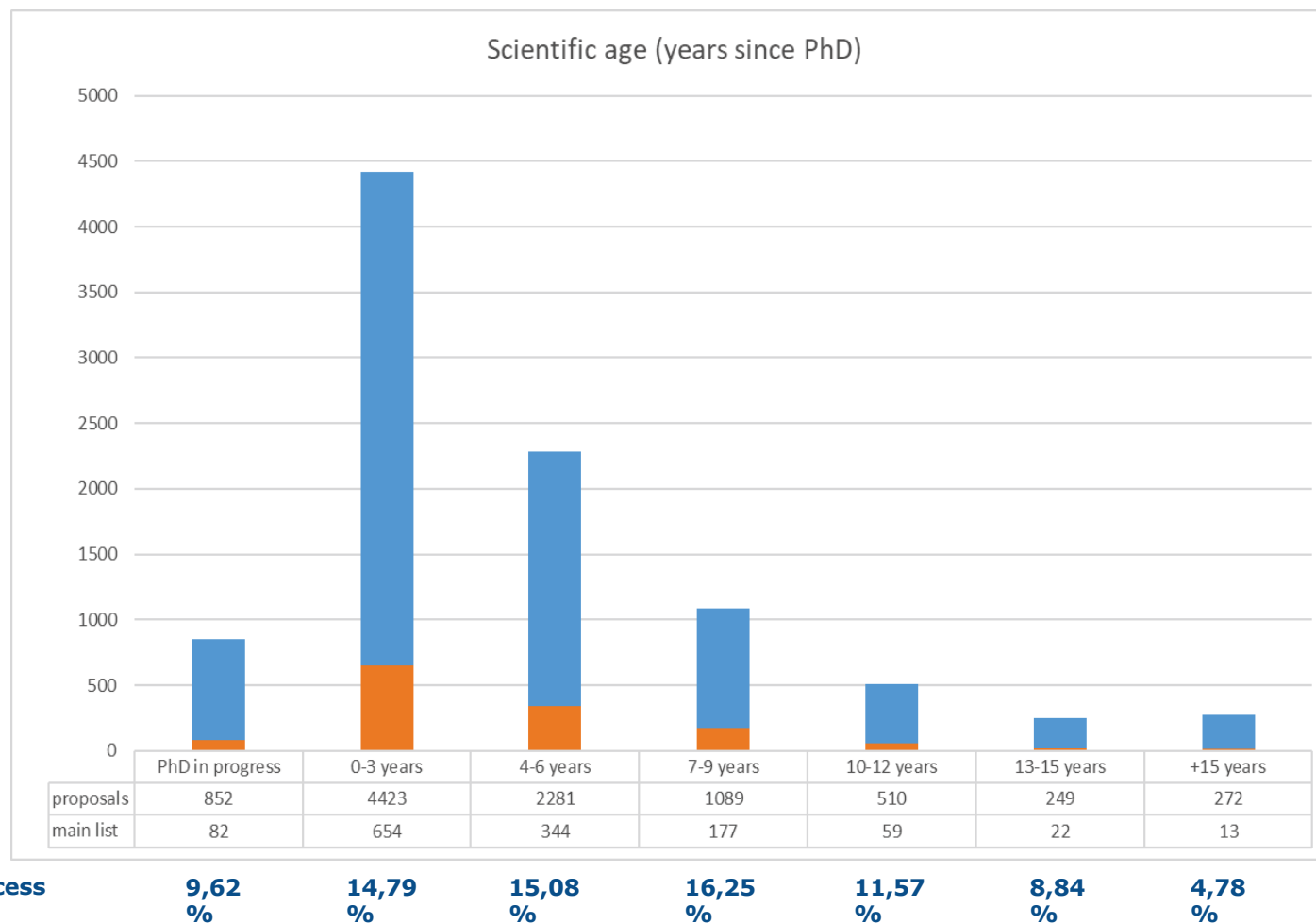
- Highest female % SOC (60%), ENV (56%), LIF (52%)
- Highest male % in ENG (78%), PHY (76%), MAT (71%)

But, female researchers are more successful than male researchers

IF 2018: Gender



IF 2018: Researcher



Evaluation review IF



	No of evaluated proposals	No of submitted redress requests	%	Result A + B	Result C	Result D	Funded after re-evaluation	% of upheld cases (C+D)
IF 2015	8380	123	1.47%	81	19	23	1	0.50%
IF 2016	8829	115	1.30%	79	21	15	0	0.40%
IF 2017	8957	90	1.01%	68	14	8	1*	0.25%

* GAP terminated on request of the applicant

Result A

The complaint is not admissible

Result B

Absence of evidence to support the complaint – the results of the initial evaluation are confirmed.

Result C

Evidence to support the complaint, but no re-evaluation recommended as the shortcoming is limited to a certain part of the evaluation and did not influence the overall outcome.

Result D

Sufficient evidence to support the complaint, with a (full or partial) re-evaluation recommended.

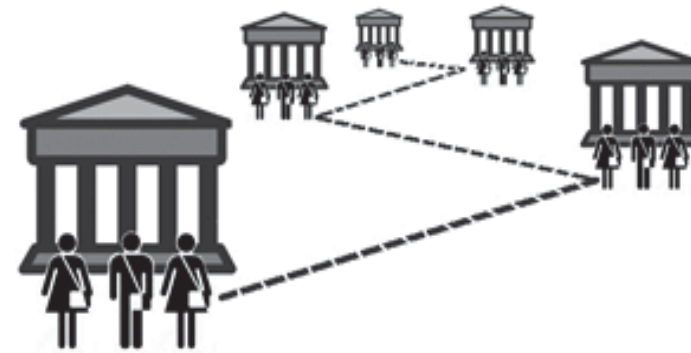
MSCA in H2020



Widening Fellowships



ITN
Innovative Training
Networks



RISE
Research and Innovation
Staff Exchange



COFUND

1st WF call 2018



Objective: to provide specific support to excellent researchers not funded through the IF call to undertake an individual fellowship in a widening country

Budget: EUR 5 million (respectively EUR 6 and 7 million for 2019 and 2020) from the "*Spreading Excellence and Widening Participation*" Work Programme.

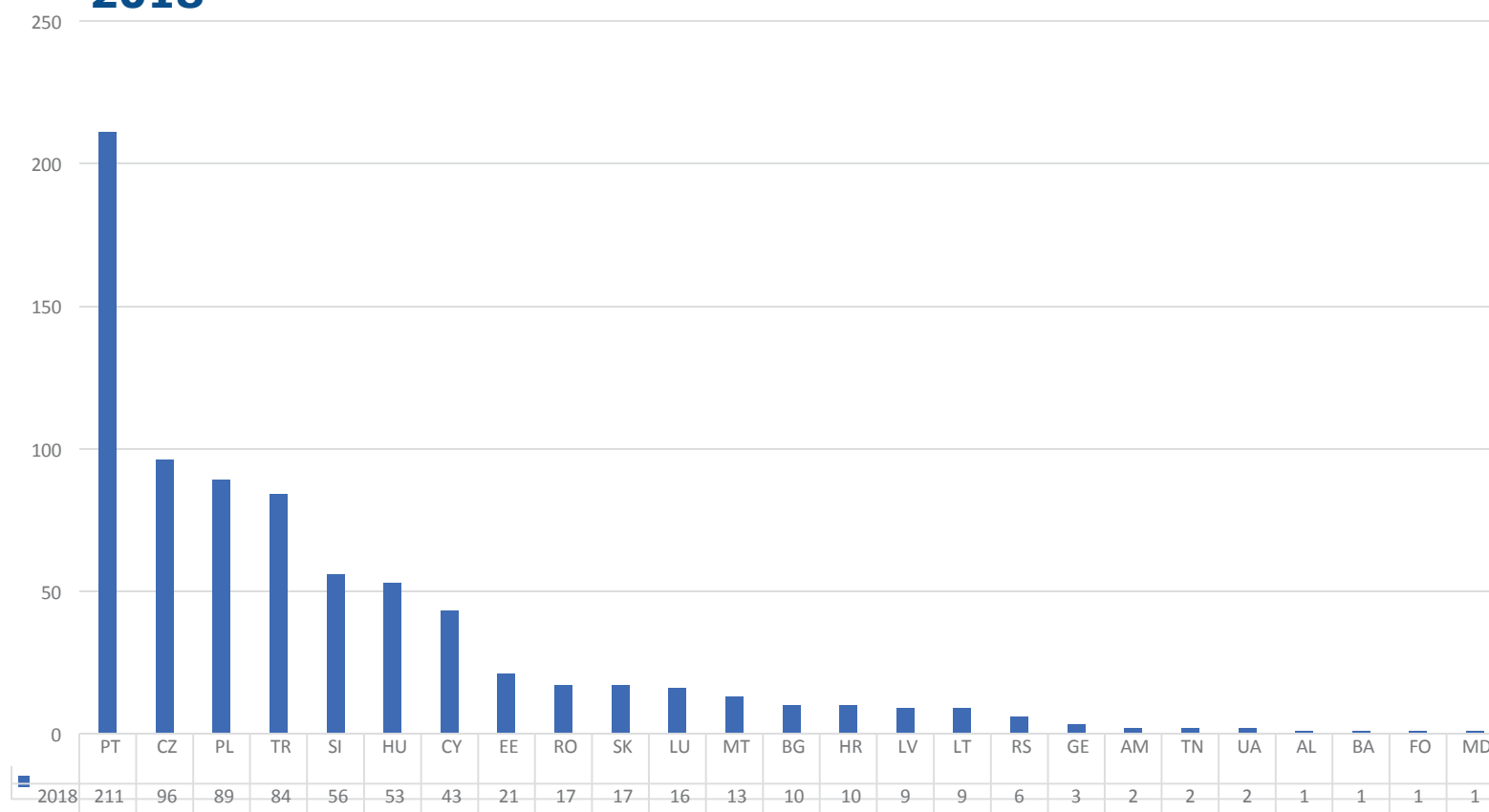
Evaluation: Proposals considered for WF funding if:

- **admissible and eligible for MSCA IF**
- **obtained a score of 70% or above in the MSCA IF call but was not funded under that call**
- **have not opted out from consideration for WF call**

One single evaluation performed under MSCA-IF call

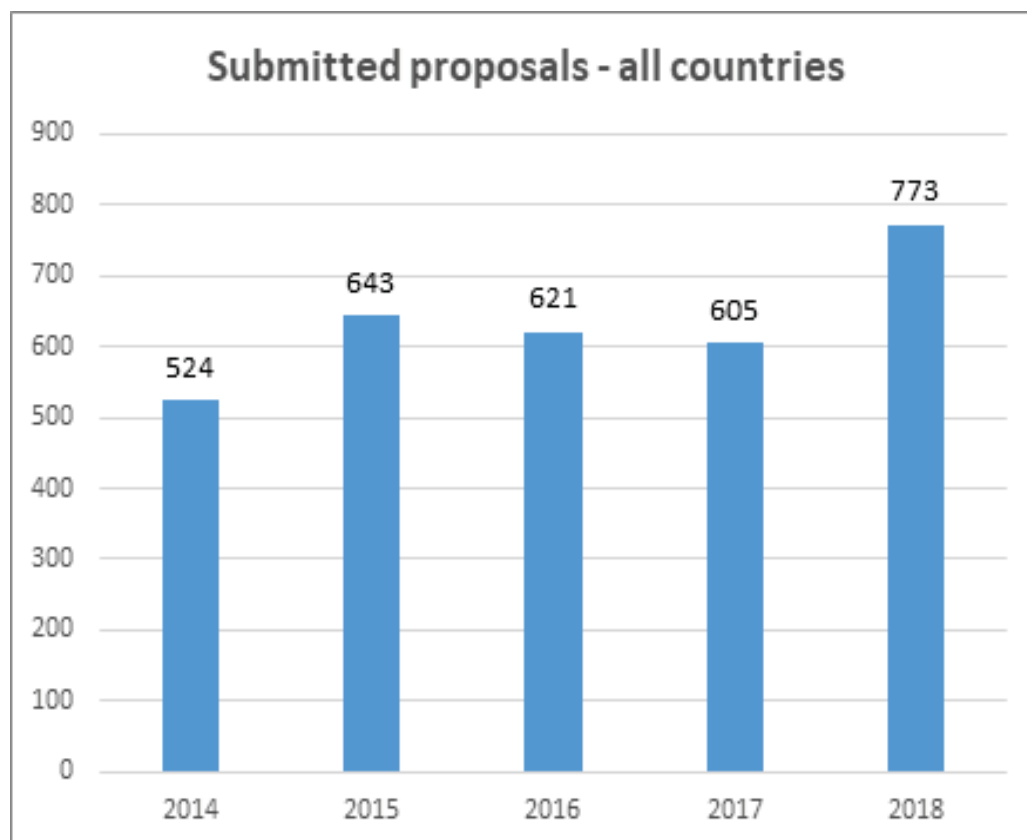


Widening countries: 773 proposals submitted in IF 2018





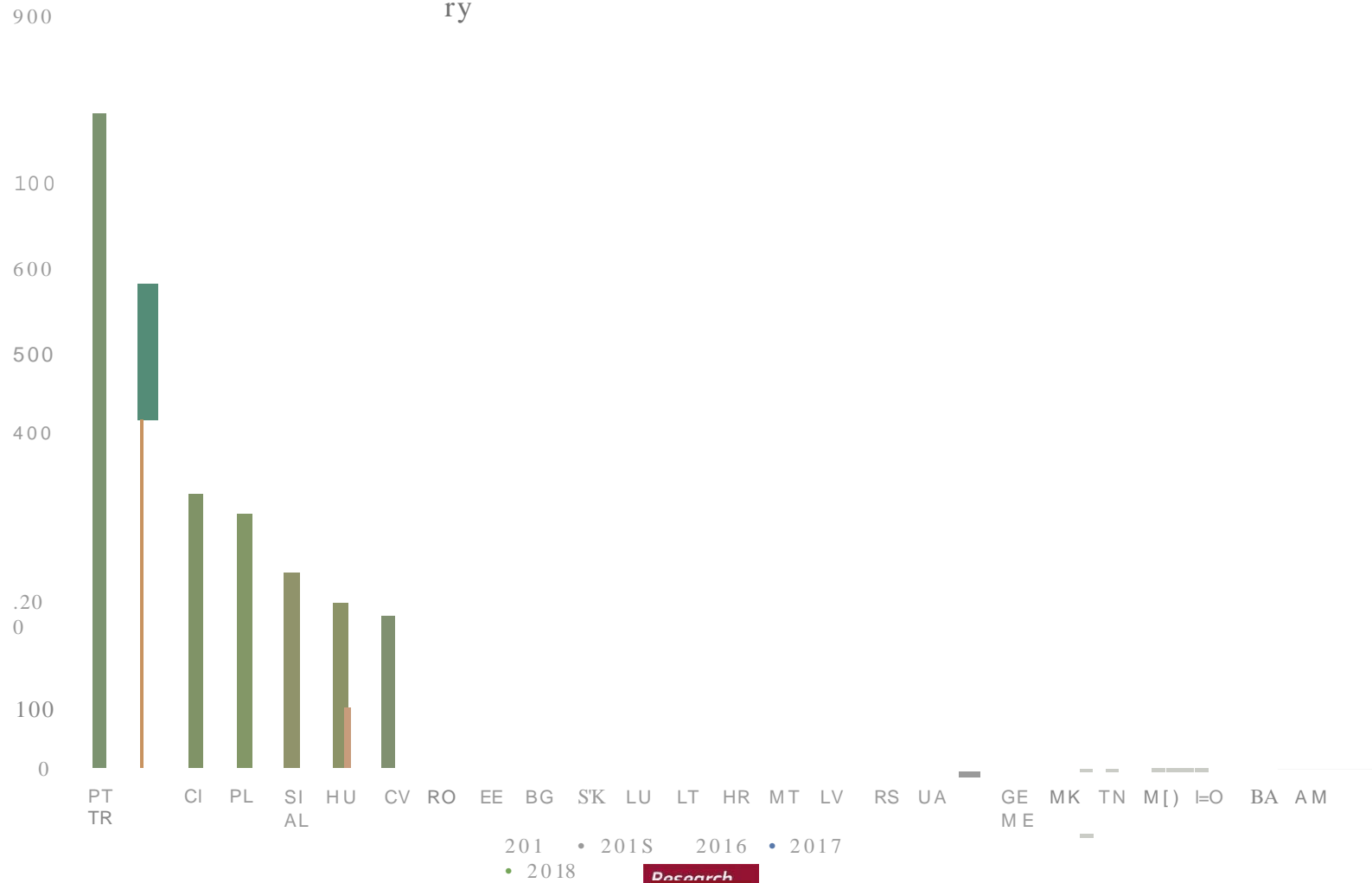
IF number of submissions from widening countries over the years



**+ 8 % overall proposals,
+ 27% proposals from widening countries**

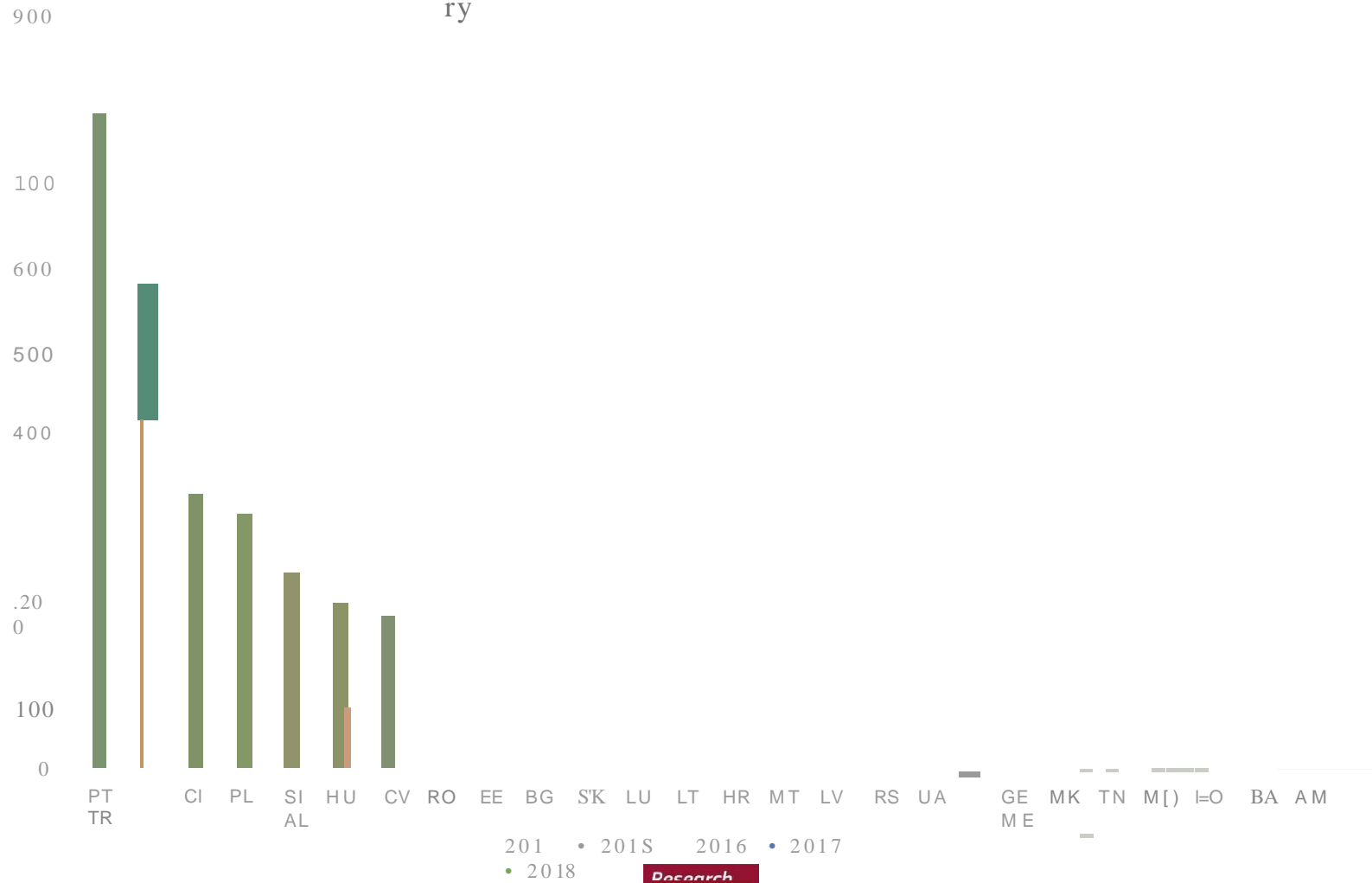


Submitted proposals by country





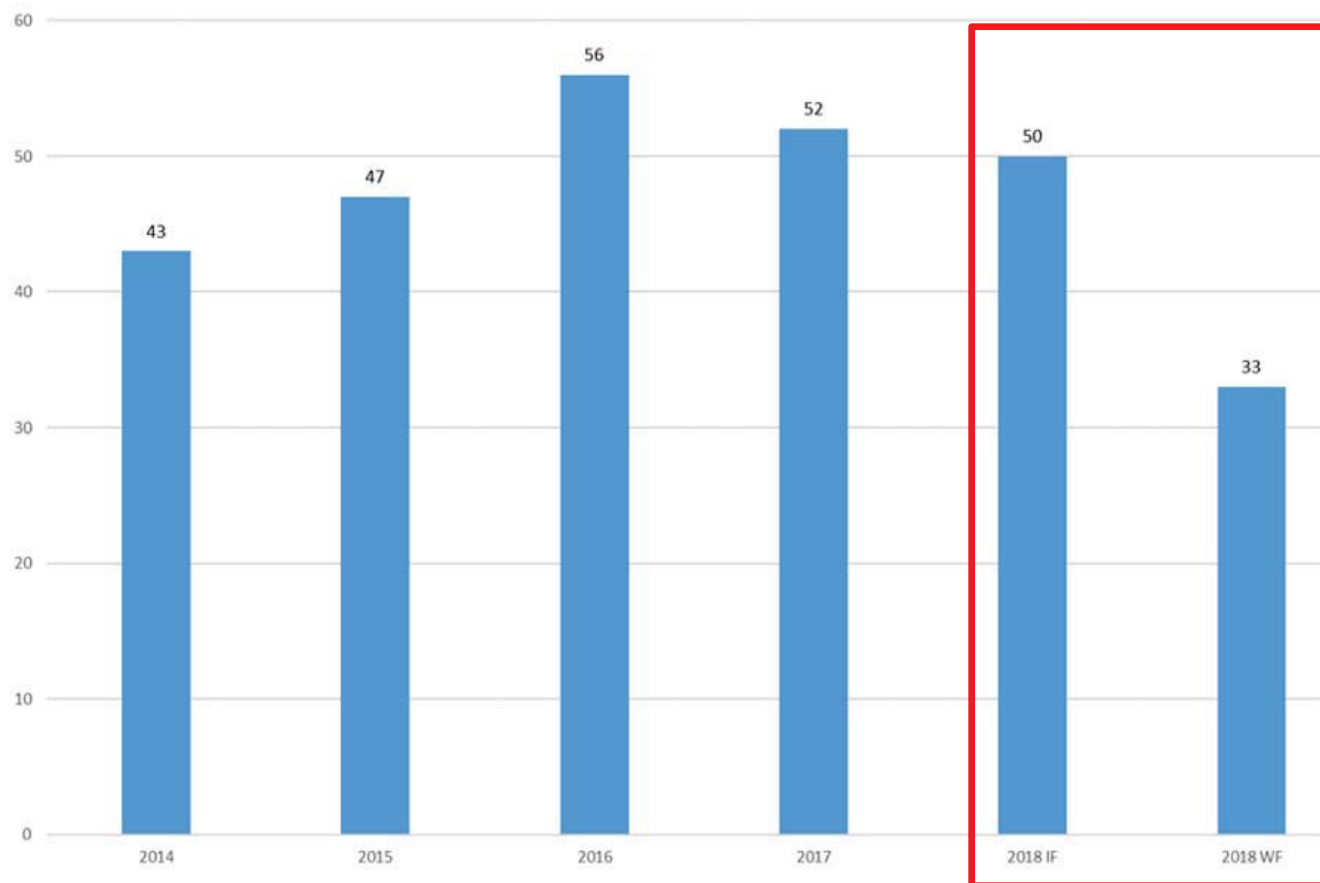
Submitted proposals by country



IF Funded projects 2014



Projects to be funded IF and WF



Success rate in IF for widening countries:
IF 2017 8,6%
IF 2018 6,5% => 10,7% IF + WF

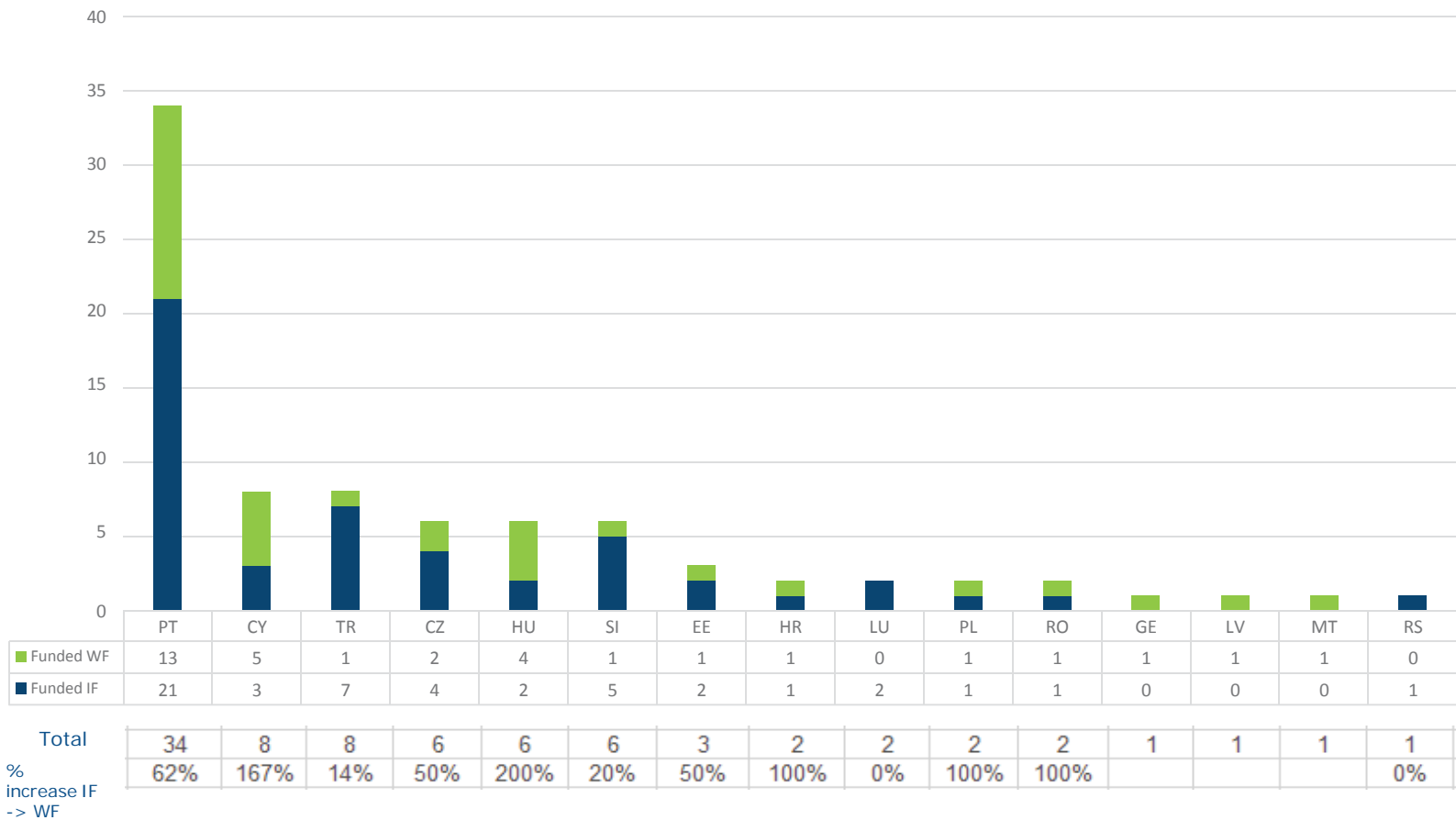
**WF 2018: +66 % of projects
to be funded with a widening host.**

IF & WF 2018 results



for widening countries

Total funded proposals (IF + WF)





- 45 proposals opted out from the WF call (5,8%)
- 402 proposals received a score of 70% or above, but were not funded under call MSCA- IF-2018 call
- 33 proposals retained for funding

Excellence prevailed:

- *Experts evaluated all proposals regardless of the type of action/country of origin of the applicants (i.e. WF proposals evaluated on equal footing as IF)*
- *scores of proposals retained for funding range from 90.2 to 92.6*



MSCA in H2020



IF
Individual
Fellowships



RISE
Research and Innovation
Staff Exchange



ITN
Innovative Training
Networks



COFUND



RISE 2018 Main list finalised: 72 GAs signed

	Main list	Withdrawal	Signed GA	Reserve list	Eligible Proposals	Success Rate*
RISE - 2018	73	1	72	3*	272	27,6 %

* **GAP for Reserve list proposals is ongoing (25 January)**

** **Success rate including Reserve list proposals in GAP**

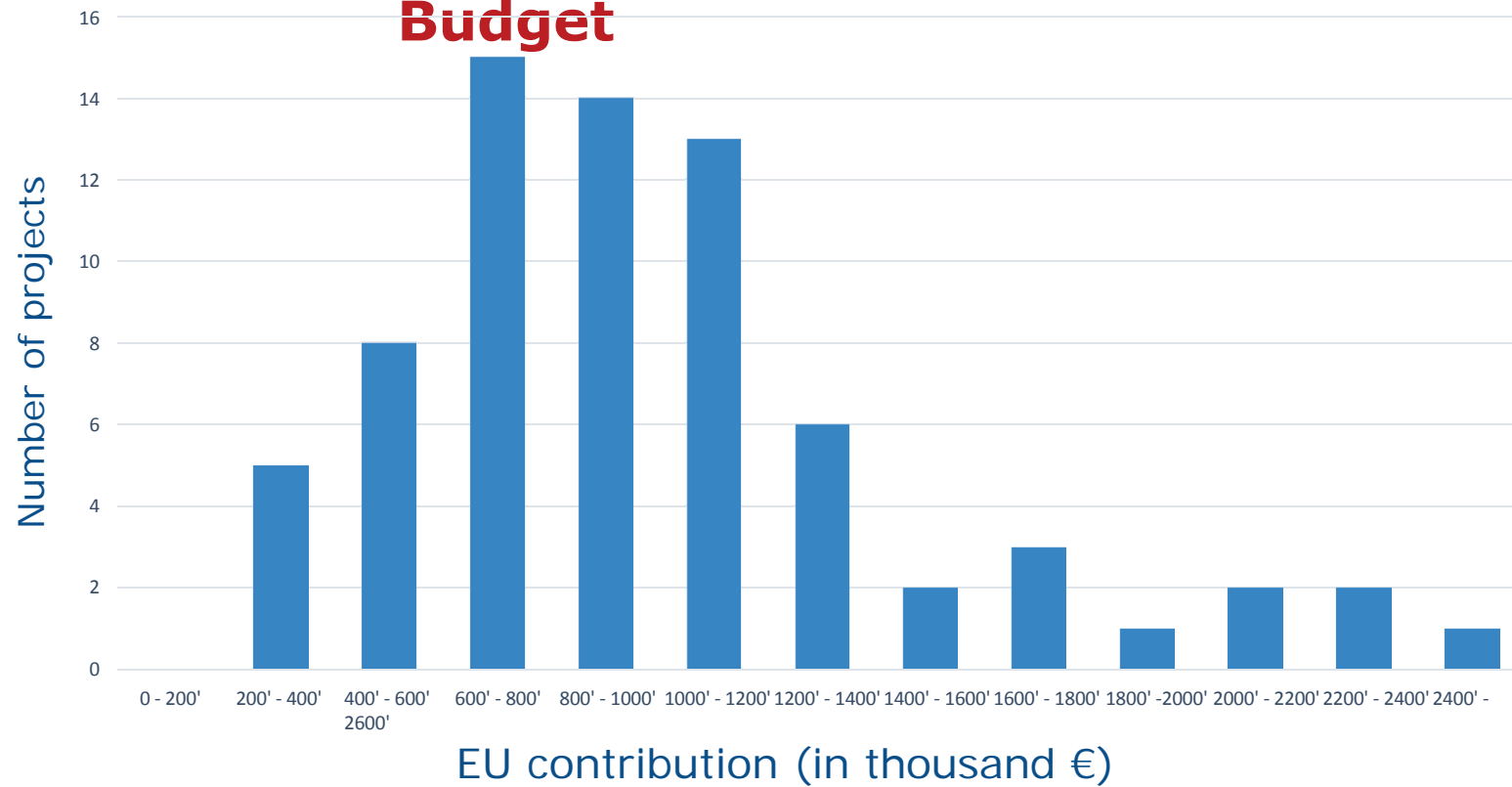
RISE 2018



	TOTAL	FRANCE
Main list	73	6
Reserve list	34	2
Below available budget	69	8

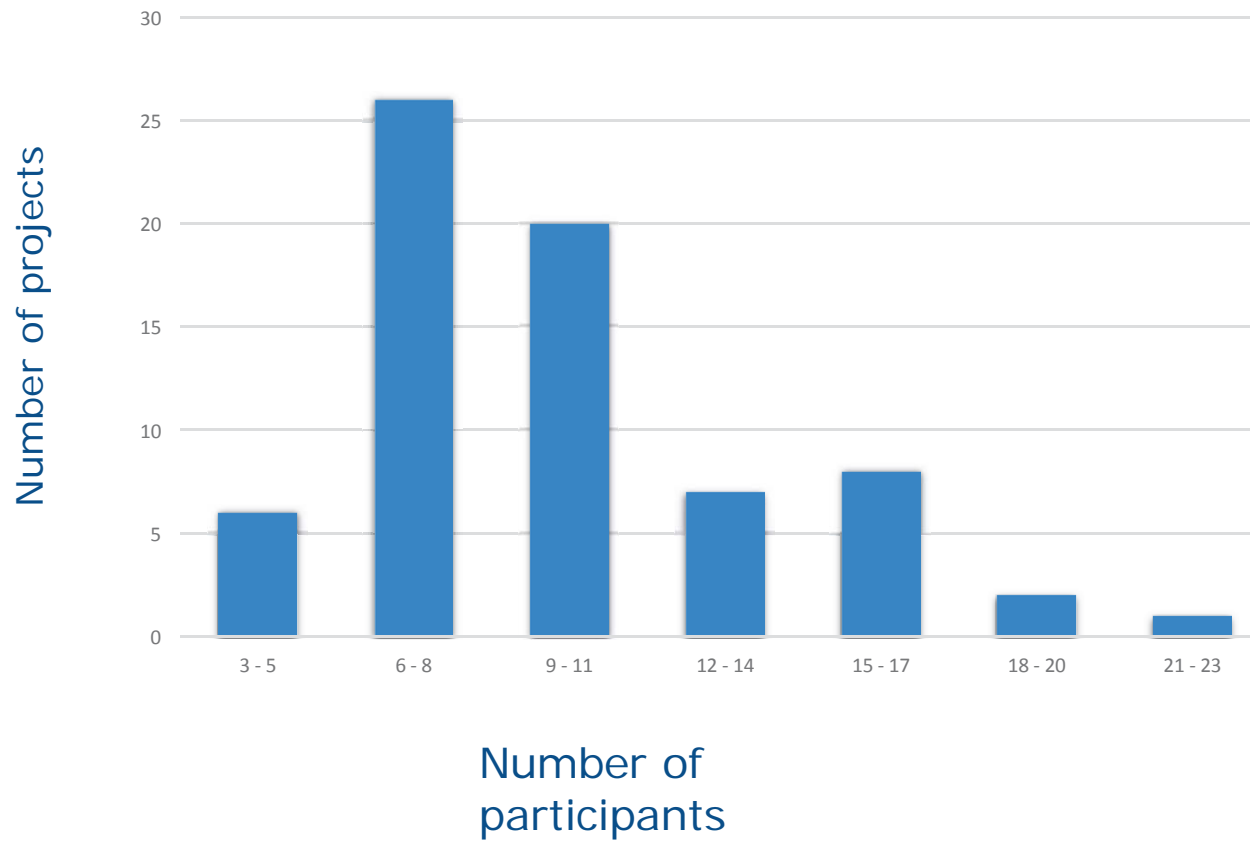


Size of projects - Budget



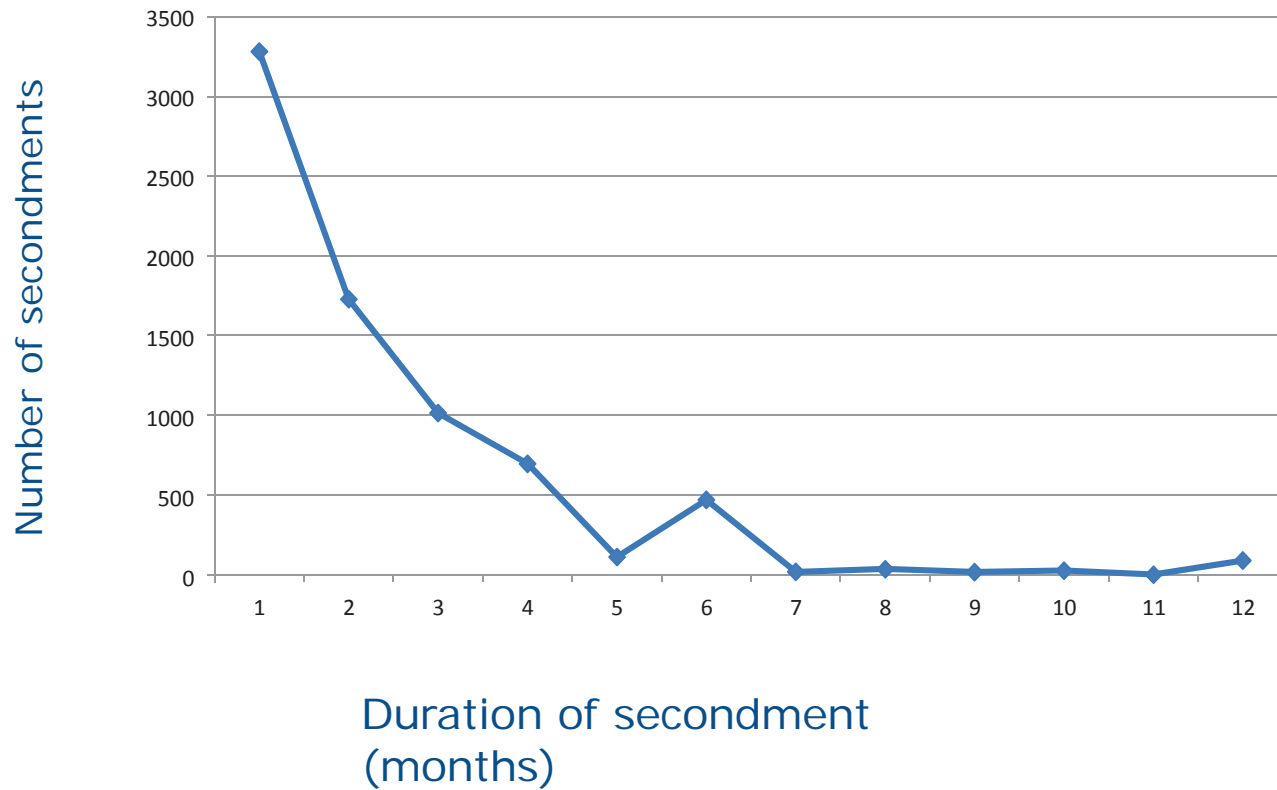


Size of projects – No of participants





Duration of secondments



RISE 2019



Budget



80 M€

Schedule & Status

Call Deadline:

2 April 2019

Evaluation central week:

20 – 23 May 2019

Launch Grant preparation:

June 2019

Number of proposal registrations

9 weeks before deadline:

54 Proposals



Same trend as previous year

Research
Executive
Agency

Evaluation review RISE



	No of evaluated proposals	No of submitted redress requests	%	Result A+B	Result C	Result D	Funded after re-evaluation	% of upheld cases (C+D)
RISE 2015	361	2	0,55%	2	0	0	0	0,00%
RISE 2016	366	4	1,09%	3	0	1	0	0,27%
RISE 2017	321	2	0,93%	2	0	0	0	0,00%
RISE 2018	272	3	1,10%	2	0	1	1*	0,36%

* The same score as before the re-evaluation

Result A

The complaint is not admissible

Result B

Absence of evidence to support the complaint – the results of the initial evaluation are confirmed.

Result C

Evidence to support the complaint, but no re-evaluation recommended as the shortcoming is limited to a certain part of the evaluation and did not influence the overall outcome.

Result D

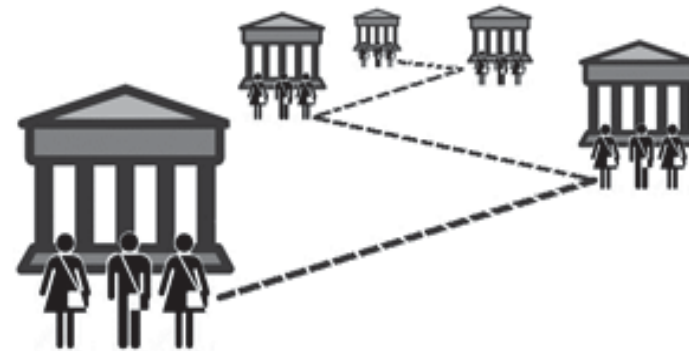
Sufficient evidence to support the complaint, with a (full or partial) re-evaluation recommended.



MSCA in H2020



IF
Individual Fellowships



RISE
Research and Innovation Staff Exchange



ITN
Innovative Training Networks

COFUND



COFUND 2018



Modes & Budget

FP

Fellowship Programme

Fellowship (postdoctoral) training programmes

50

DP

Doctoral Programme

Doctoral training programmes

30

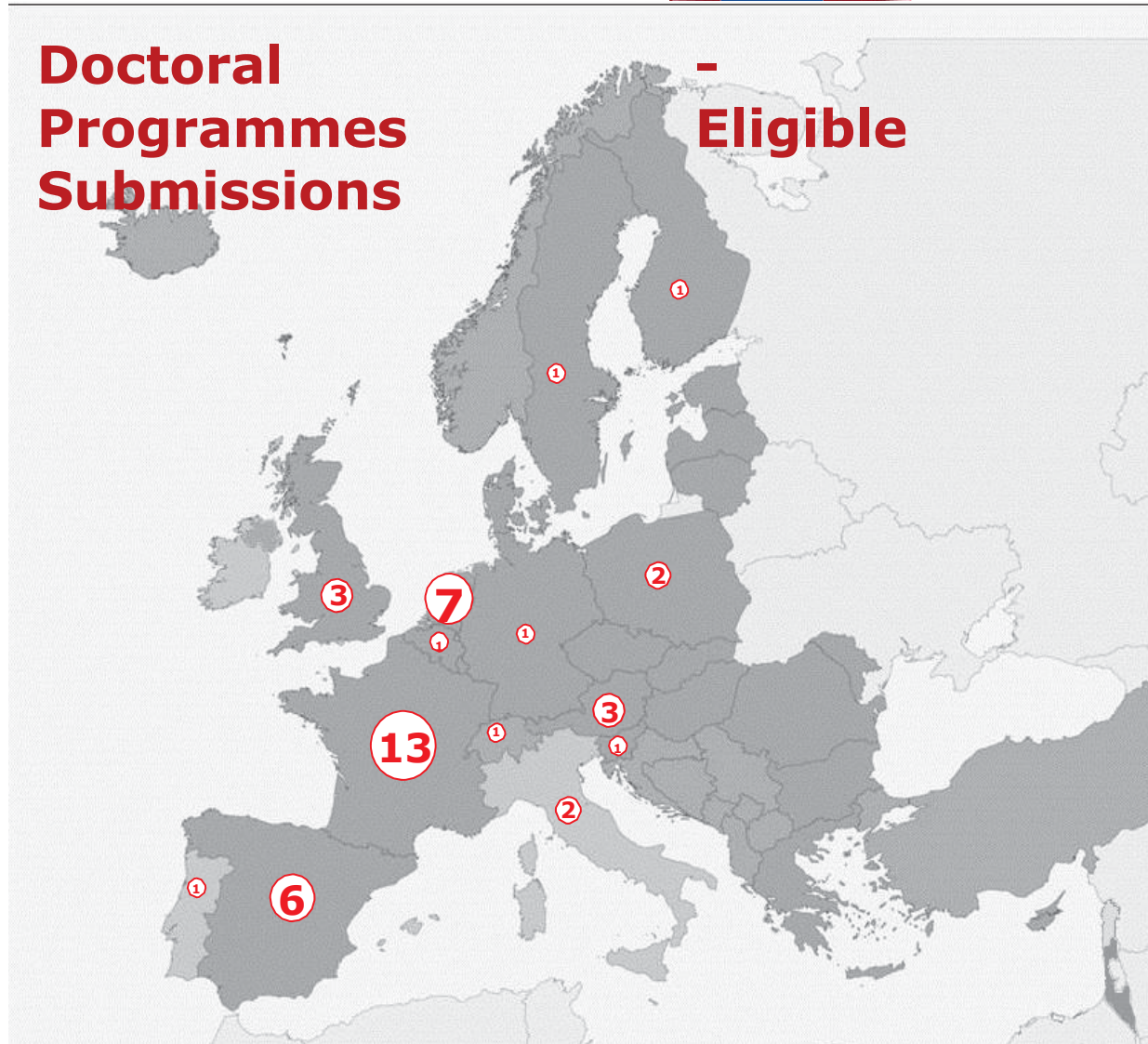
Call Opens:	12 April 2018
Call Deadline:	27 September 2018
Evaluation week:	26–30 November 2018
Launch Grant preparation:	February 2019

COFUND 2018



Doctoral Programmes Submissions

- Eligible



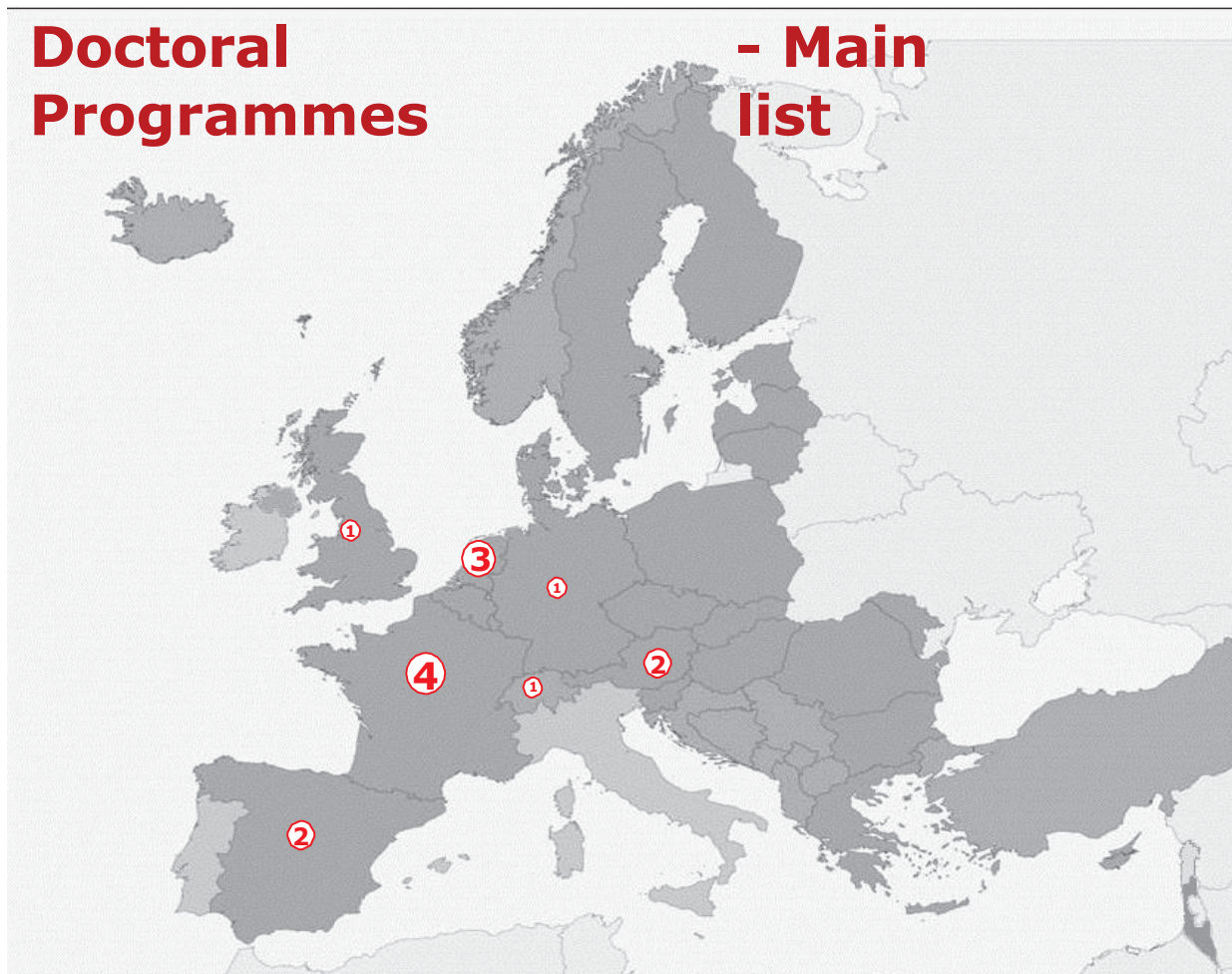
Executive Agency

FR	13
NL	7
ES	6
AT	3
UK	3
IT	2
PL	2
BE	1
CH	1
DE	1
FI	1
PT	1
SE	1
SI	1
Tot al	43
Average Requested Budget	2,73 M€

COFUND 2018



Doctoral Programmes - Main list



FR	4
NL	3
AT	2
ES	2
CH	1
DE	1
UK	1
Tot al	14

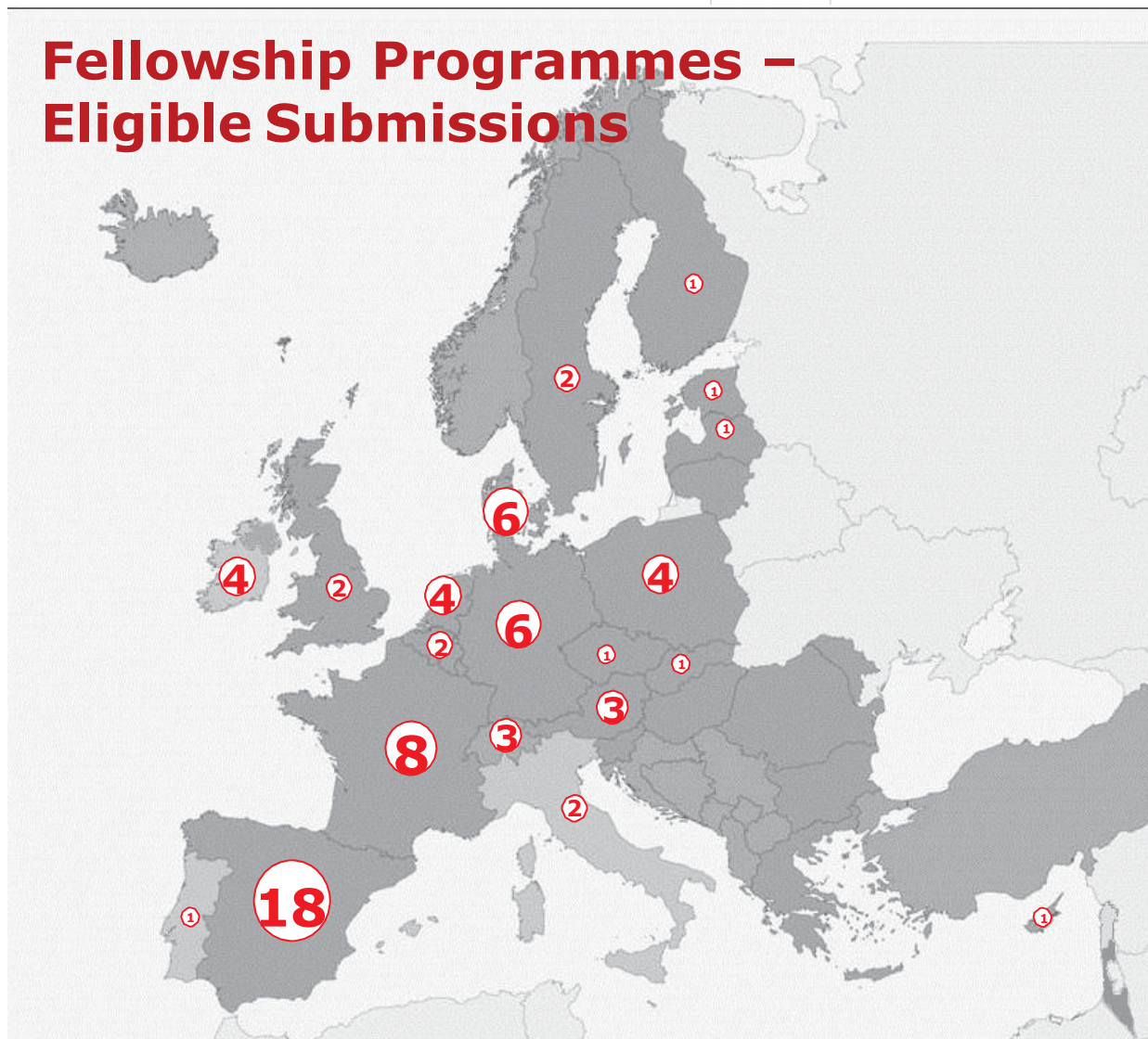
Average Grant
2,07
M€

Success Rate
32,6%

COFUND 2018



Fellowship Programmes – Eligible Submissions



ES	18
FR	8
DE	6
DK	6
IE	4
NL	4
PL	4
AT	3
CH	3
BE	2
IT	2
SE	2
UK	2
CY	1
CZ	1
EE	1
FI	1
LV	1
PT	1
SK	1
Total	71

**Average
Requested Budget**

3,33 M€

COFUND 2018



Fellowship Programme – Main list



ES	3
IE	3
AT	2
PL	2
CH	1
DE	1
DK	1
NL	1
Tot	14
al	

Average Grant

3,14 M€

Success Rate
19,7%

BILAN COFUND FRANCE



Topic Code	Number of Proposals					
	Evaluated	%	Retained for Funding	%	Success Rate	Reserve List
MSCA-COFUND-2018	114	100,0%	28	100,0%	24,6%	10
TOTAL	114	100,0%	28	100,0%	24,6%	10

Pour le "Doctoral programme" :

14 projets ont été retenus sur 43 déposés, soit un taux de succès de 32.55 %.

La France est 1ère avec 4 projets retenus, puis Pays Bas 3, Espagne et Autriche 2, Royaume Uni Suisse et Allemagne 1.

Le seuil est de 89.

Pour le "Fellowship Programme":

14 projets ont été retenus sur 71 déposés, soit un taux de succès de 19.7%

Il n'y a aucun projet lauréat français sur les 8 déposés. Les lauréats : Espagne 3, Irlande Autriche et Pologne 2, Suisse Allemagne Danemark Italie Pays Bas 1.

Le seuil est de 88,4.

COFUND 2019



Modes & Budget



Fellowship (postdoctoral) training programmes

55



Doctoral training programmes

35

Call Opens: Call

Deadline:

Evaluation week:

Launch Grant preparation:

04 April 2019

26 September 2019

25–29 November 2019

February 2020

Evaluation review COFUND



	No of evaluated proposals	No of submitted redress requests	%	Result A+B	Result C	Result D	Funded after re-evaluation	% of upheld cases (C+D)
COFUND 2015	117	0	0,00%	0	0	0	0	0,00%
COFUND 2016	111	1	0,81%	1	0	0	0	0,00%
COFUND 2017	124	2	1,61%	1	0	1	0	0,81%

Result A

The complaint is not admissible.

Result B

Absence of evidence to support the complaint – the results of the initial evaluation are confirmed.

Result C

Evidence to support the complaint, but no re-evaluation recommended as the shortcoming is limited to a certain part of the evaluation and did not influence the overall outcome.

Result D

Sufficient evidence to support the complaint, with a (full or partial) re-evaluation recommended.



*Thank you
for your
attention*



Research
Executive
Agency