



H2020 - Marie Skłodowska-Curie Actions (MSCA)

Country fact sheet: **France (FR)**

Last refresh date: 08/03/2017

H2020 Key facts and figures (2014-2020)

Number of FR researchers funded by MSCA:	565
EU budget awarded to FR organisations (EUR million):	198.92
Number of FR organisations in MSCA:	370

In detail, the number of the organisation participations and the budget awarded to them, as well as the number of researcher mobilities involving these organisations:

Action	Number of Participations of FR organisations*	EU contribution (in EUR million) to FR organisations	Number Of Projects	FR researchers involved	Researchers going to FR organisations
COFUND	59	13.86	17	16	49
IF	286	52.54	286	243	286
ITN	448	111.47	213	143	287
NIGHT	23	0.86	3	N/A	0
RISE	158	20.18	93	163	179
Total:	974	198.92	612	565	801

* Number of Participations is the number of participations by organisations i.e. the total number of times that organisations in this country have participated in each action

Ranking (among MS):

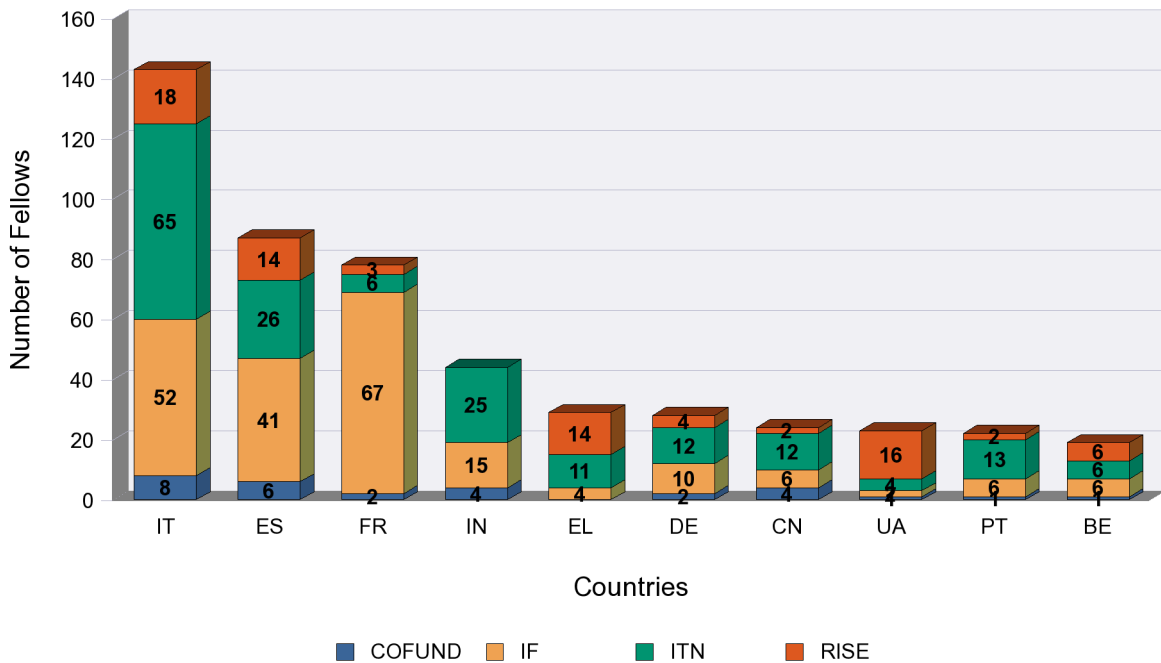
Success rate of FR applicants* : **13.49 %** MS average: **14.09 %**

Place	Ranking	FR		MS
4	No of applicants	9 489	10.23 %	92 730
3	EU contribution share (EUR million)	198.92	9.59 %	2 074.01
4	No of Participations of FR organisations	974	9.76 %	9 984

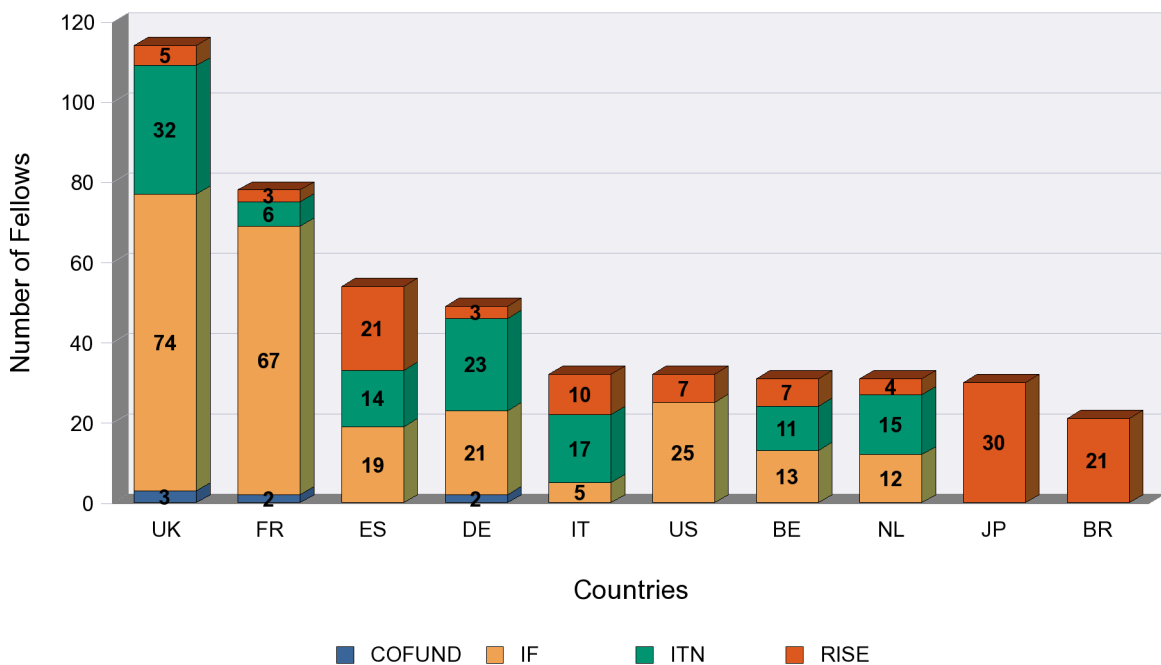
* Success rate is determined by dividing the number of successful organisation participations to the number of eligible applying organisations.

Mobility patterns: fellowships

Fellows going to FR, grouped by their nationality (top 10 nationalities)



FR fellows (nationals) grouped by country of destination (top 10 countries)

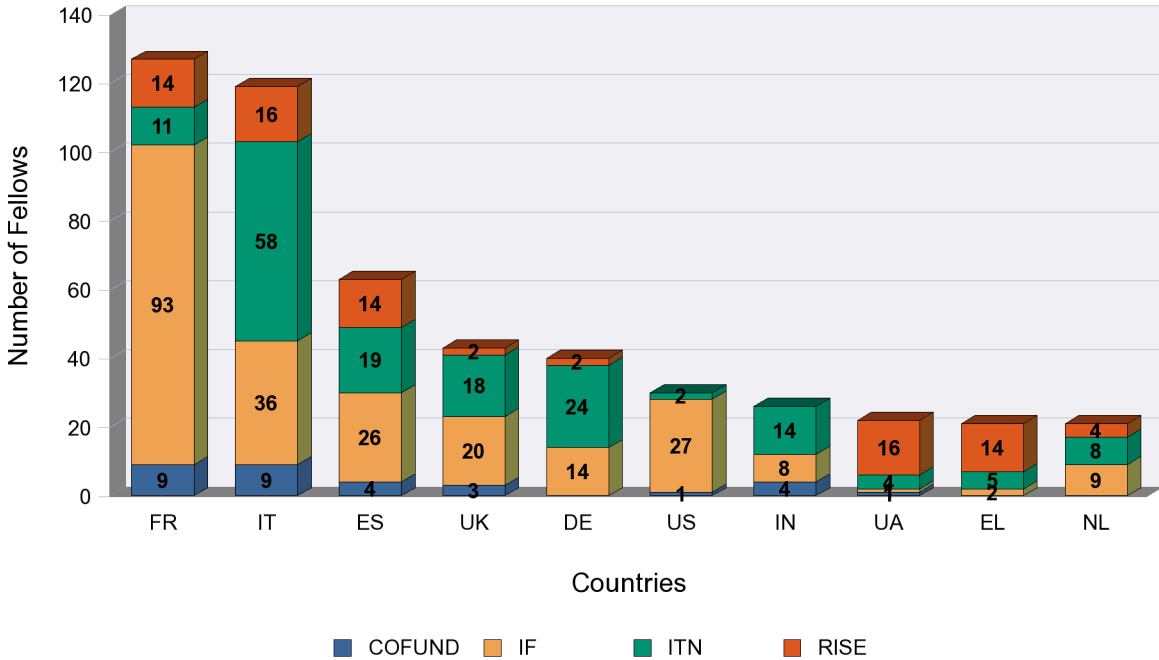


H2020 - Marie Skłodowska-Curie Actions (MSCA)

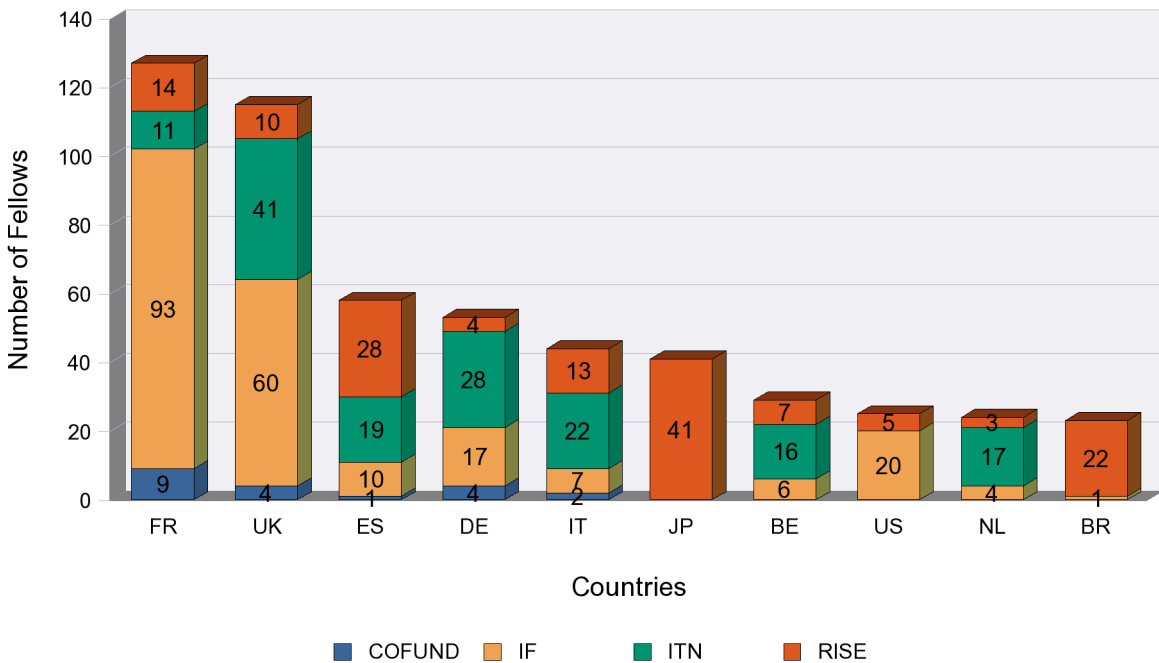
Country fact sheet: **France (FR)**

Last refresh date: 08/03/2017

Fellows going to FR, grouped by their residence (top 10 countries)



FR fellows (residents) grouped by country of destination (top 10 countries)

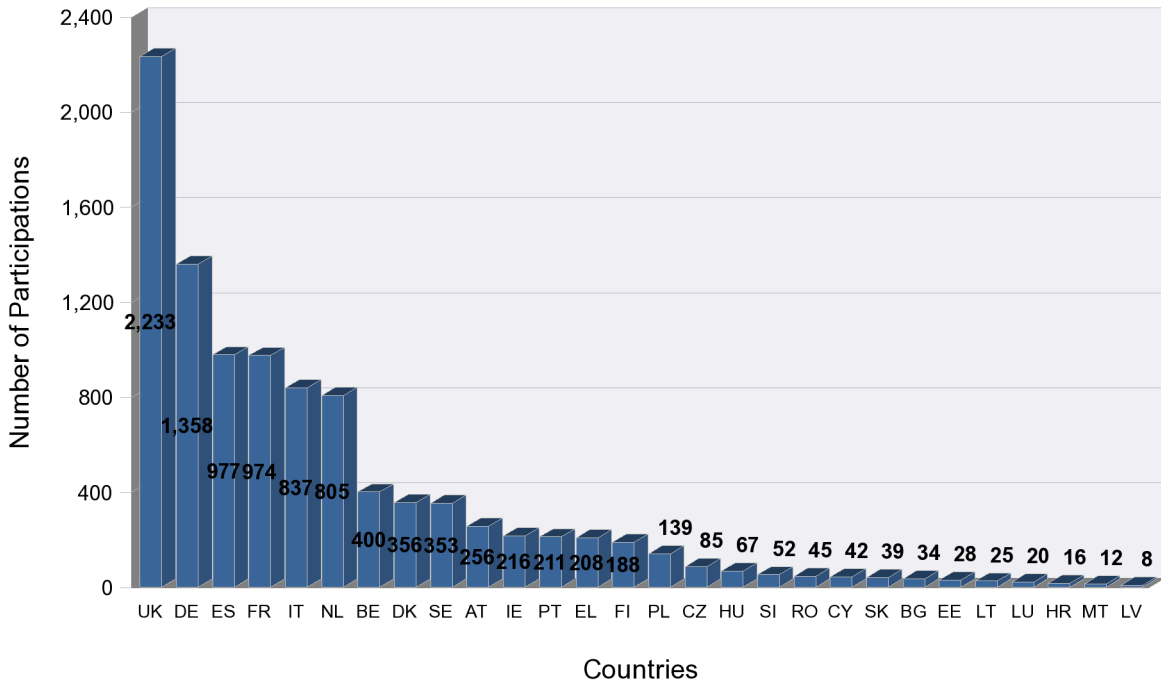


H2020 - Marie Skłodowska-Curie Actions (MSCA)

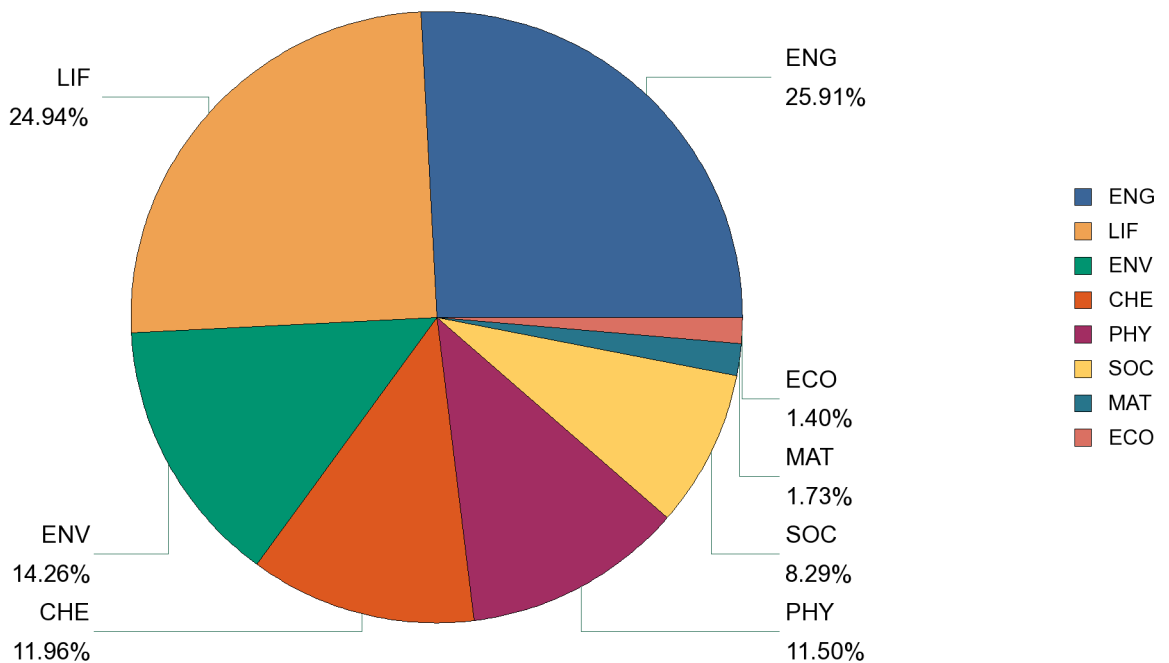
Country fact sheet: **France (FR)**

Last refresh date: 08/03/2017

Number of participations of MS organisations



Financial distribution by scientific panel (FR)

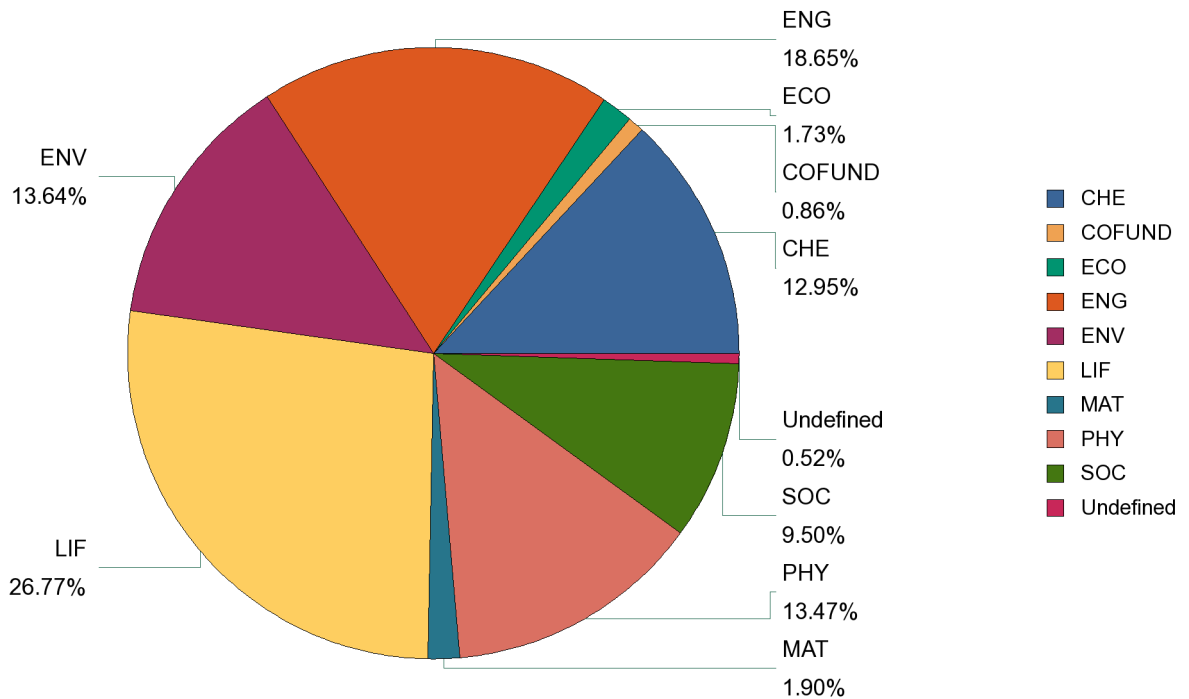


H2020 - Marie Skłodowska-Curie Actions (MSCA)

Country fact sheet: **France (FR)**

Last refresh date: 08/03/2017

Project distribution by scientific panel (FR)



Gender of FR researchers involved in MSCA actions

Scientific Panel	Female	Male
Total (MS)	41 %	59 %
Total (FR)	42 %	58 %
CHE	49 %	51 %
COFUND - DP	33 %	67 %
COFUND - FP	23 %	77 %
ECO	56 %	44 %
ENG	12 %	88 %
ENV	45 %	55 %
LIF	50 %	50 %
MAT	0 %	100 %
PHY	27 %	73 %
SOC	73 %	27 %



H2020 - Marie Skłodowska-Curie Actions (MSCA)

Country fact sheet: **France (FR)**

Last refresh date: 08/03/2017

Top collaborative links with FR*

Country	Number of Collaborations
UK - United Kingdom	561
DE - Germany	537
ES - Spain	327
IT - Italy	297
NL - Netherlands	230

* A collaborative link is assumed to exist between each pair of participants in each contract. The number of collaborative links created by a project is calculated in the following way: When there are m participants from one country and p from another country in a project, the number of collaborative links created between the two countries as a result of the project is assumed to be m*p.

Participating FR organisations by type of organisation

	Total	% Total	% Average MS
Academic	632	84.49 %	82.25 %
Non-Academic	116	15.51 %	17.75 %
• Private for Profit	98	13.10 %	15.05 %
• SMEs	64	8.56 %	7.04 %

* All participants, excl. Partner Organisations in ITN and COFUND

Top FR participating organisations in terms of EU contribution (in EUR million)

Name	EU Contribution
CENTRE NATIONAL DE LA RECHERCHE SCIENTIFIQUE CNRS	46.95
INSTITUT NATIONAL DE LA SANTE ET DE LA RECHERCHE MEDICALE	9.13
INSTITUT PASTEUR	6.74
INSTITUT CURIE	6.19
COMMISSARIAT A L ENERGIE ATOMIQUE ET AUX ENERGIES ALTERNATIVES	5.84



H2020 - Marie Skłodowska-Curie Actions (MSCA)

Country fact sheet: **France (FR)**

Last refresh date: 08/03/2017

Top FR participating organisations in terms of number of participations

Name	Number of participations
CENTRE NATIONAL DE LA RECHERCHE SCIENTIFIQUE CNRS	174
INSTITUT NATIONAL DE LA SANTE ET DE LA RECHERCHE MEDICALE	37
COMMISSARIAT A L ENERGIE ATOMIQUE ET AUX ENERGIES ALTERNATIVES	22
UNIVERSITE PIERRE ET MARIE CURIE - PARIS 6	20
INSTITUT NATIONAL DE LA RECHERCHE AGRONOMIQUE	19

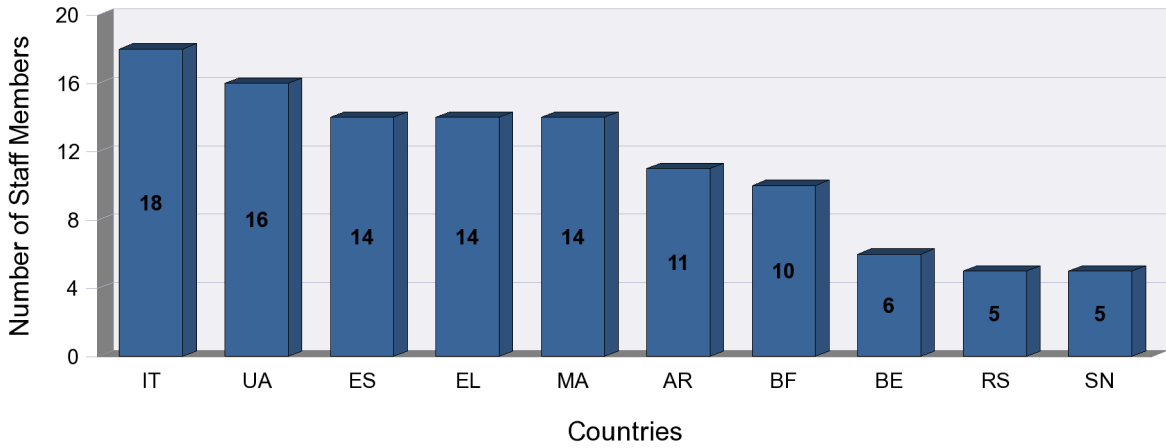
Top FR private for profit entities participations

Name	Number of participations
ELVESYS SAS	6
AIRBUS GROUP SAS	2
ASSOCIATION CAP SCIENCES-CENTRE DE CULTURE SCIENTIFIQUE TECHNIQUE ET INDUSTRIELLE BORDEAUX-AQUITAINE	2
BREST'AIM SA	2
CEDRAT TECHNOLOGIES SA	2

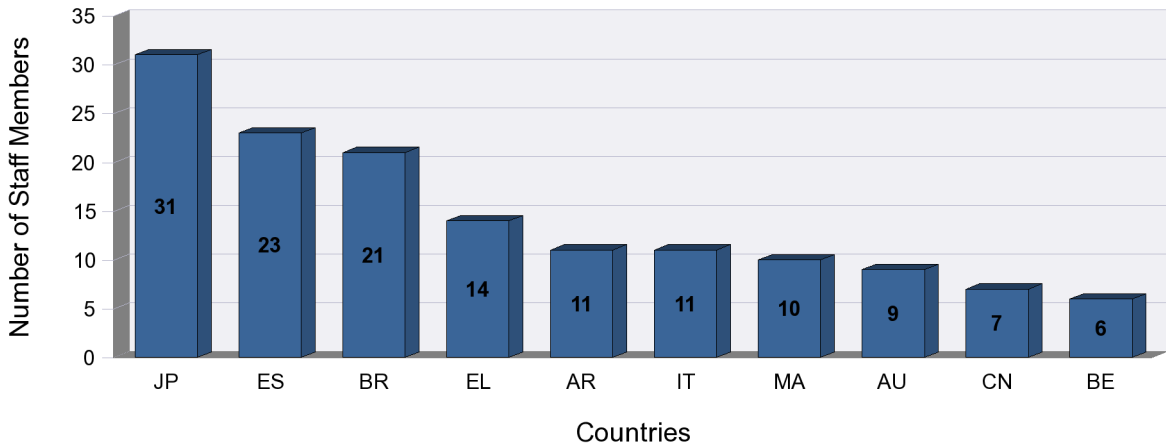
* All participants, excl. Partner Organisations in ITN and COFUND

Research and Innovation Staff Exchange (RISE) mobility pattern

Staff members going to FR, grouped by the sending organisation country (top 10 countries)



Staff members sent by FR, grouped by the host organisation country (top 10 countries)



List of the MS group country codes and their respective name

[PJ] Country Code	[PJ] Country Name
AT	Austria
BE	Belgium
BG	Bulgaria
CY	Cyprus
CZ	Czech Republic
DE	Germany
DK	Denmark
EE	Estonia
EL	Greece
ES	Spain
FI	Finland
FR	France
GI	Gibraltar
HR	Croatia
HU	Hungary
IE	Ireland
IT	Italy
LT	Lithuania
LU	Luxembourg
LV	Latvia
MT	Malta
NL	Netherlands
PL	Poland
PT	Portugal
RO	Romania
SE	Sweden
SI	Slovenia
SK	Slovakia
UK	United Kingdom