



# HORIZON *2020*

LE PROGRAMME DE RECHERCHE ET  
D'INNOVATION DE L'UNION EUROPÉENNE

## Résultats 2016

Work Programme: H2020-2016/2017

## **5 iii. Leadership in Enabling and Industrial Technologies – Space**

Call(s): H2020-COMPET-2016  
H2020-EO-2016

Opening date: 10/11/2015

Closing date: 03/03/2016

# Programme Espace 2016

## □ Les calls dédiés à l'observation de la Terre : ≈ 23 M€

Identifiant de l'appel	Libellé	Budget par projet, en M€	Budget total en M€	Type d'action
<a href="#">EO-01-2016</a>	Applications aval Copernicus	1-2	9.85	IA
<a href="#">EO-02-2016</a>	Applications aval Copernicus particulièrement innovantes	Non spécifié	4.18	PCP
<a href="#">EO-03-2016</a>	Démonstration opérationnelle d'une proposition d'amélioration des services offerts par Copernicus.	1-2	9.00	RIA

# Programme Espace 2016

□ Les calls dédiés à la compétitivité du secteur spatial européen : ≈ 66 M€

Identifiant de l'appel	Libellé	Budget par projet, en M€	Budget total en M€	Type d'action
<a href="#">COMPET-01-2016</a>	Développement de technos critiques : composants, détecteurs, microprocesseurs, ASICs, composants RF	2-5	14.85	RIA
<a href="#">COMPET-02-2016</a>	Développement de technologies, de sous-systèmes ou de systèmes utilisés pour la conception de satellites de télécom.	2-4	7.00	RIA
<a href="#">COMPET-03-2016-a</a>	Développement de technos pour la propulsion électrique : moteurs à effet Hall(1), moteurs ioniques à grille (2), moteurs plasmiques multiétages (HEMPT) (3).	7.5–11 (1) 5.5-7.5 (2) 4.5-5.5 (3)	18.00	IA
<a href="#">COMPET-03-2016-b</a>	Développement de technos de rupture utilisables pour la propulsion électrique.	1 - 1.5	5.00	RIA
<a href="#">COMPET-04-2016</a>	Développement de sous-systèmes applicables à la robotique orbitale et planétaire.	3-3.5	18.00	RIA
<a href="#">COMPET-05-2016</a>	Développement de nouveaux capteurs ou sous-systèmes utilisables dans le domaine de l'instrumentation scientifique et de missions d'exploration.	1.5 - 3	3.00	RIA

# Proposals



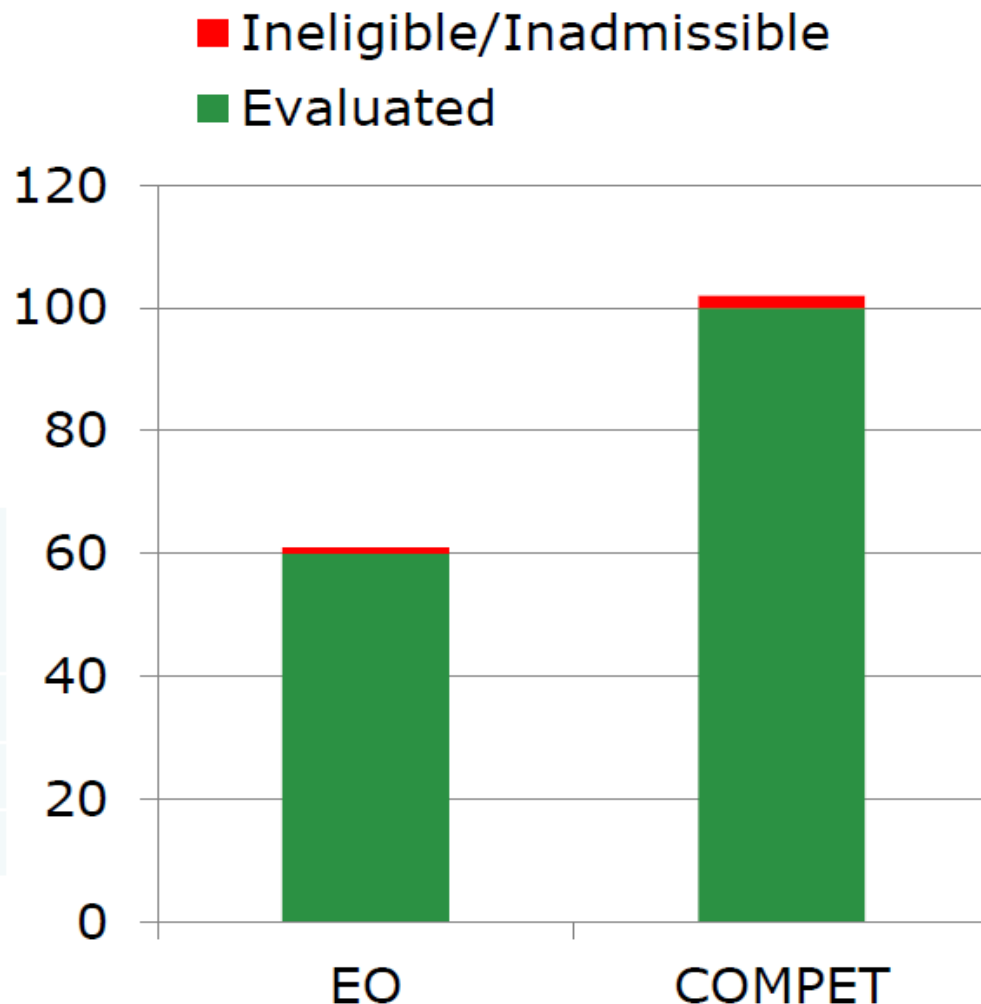
Proposals received: 163

Ineligible: 1

Inadmissible: 2

Average requested funding: 2.4 M€

	Evaluated	Ineligible Inadmissible
EO	60	1
COMPET	100	2
<b>Total</b>	<b>160</b>	<b>3</b>

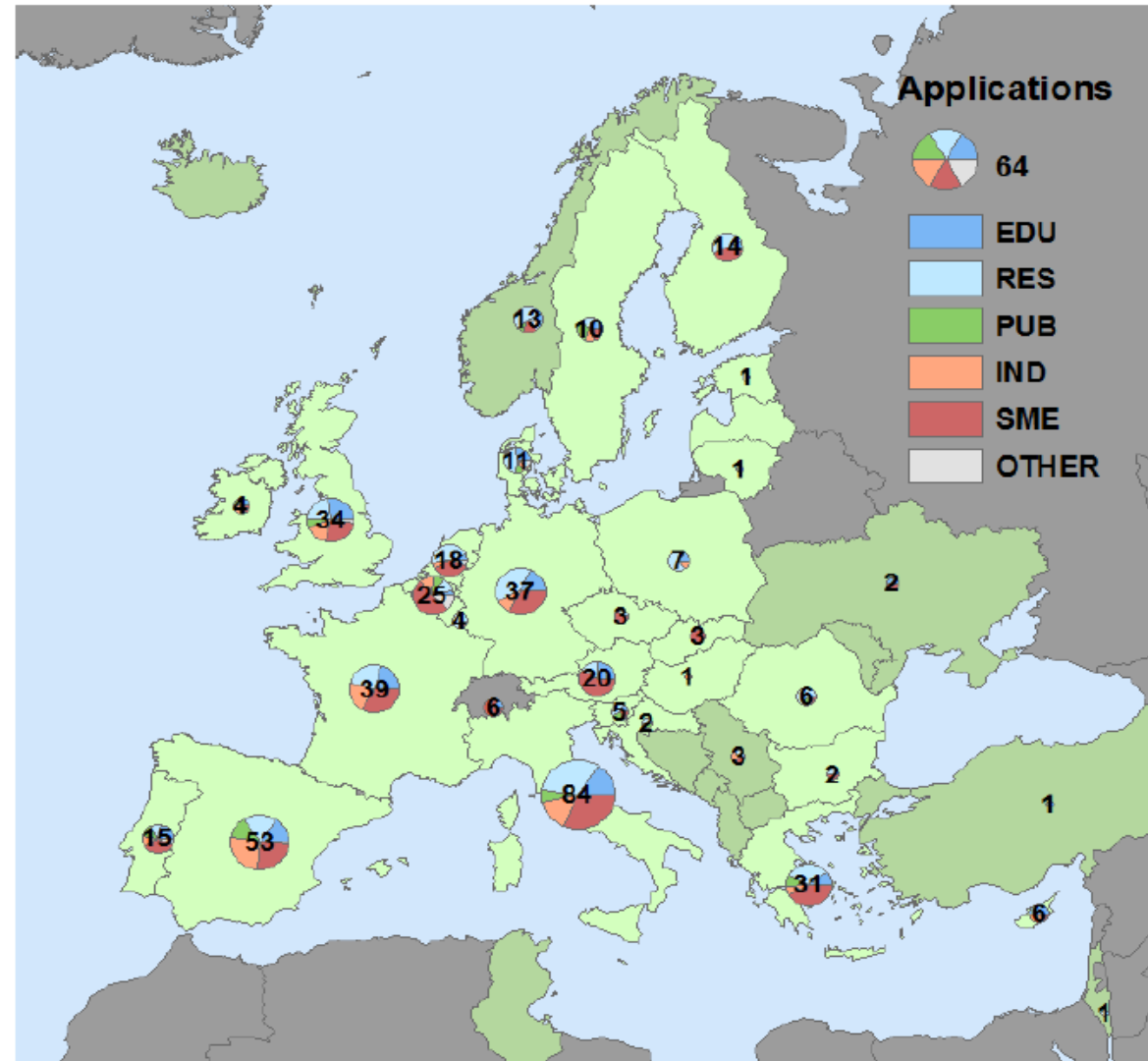


**467 applications** by 367 unique applicants

- **Member States** : 436 applications
- **Associated Countries** : 20 applications
- **Third Countries** : 11 applications

## Applications per sector:

- EDU: 75 (16%)
- RES: 137 (29%)
- PUB: 30 (6.4%)
- IND: 61 (13%)
- SME: 152 (33%)
- OTH: 11 (2.4%)

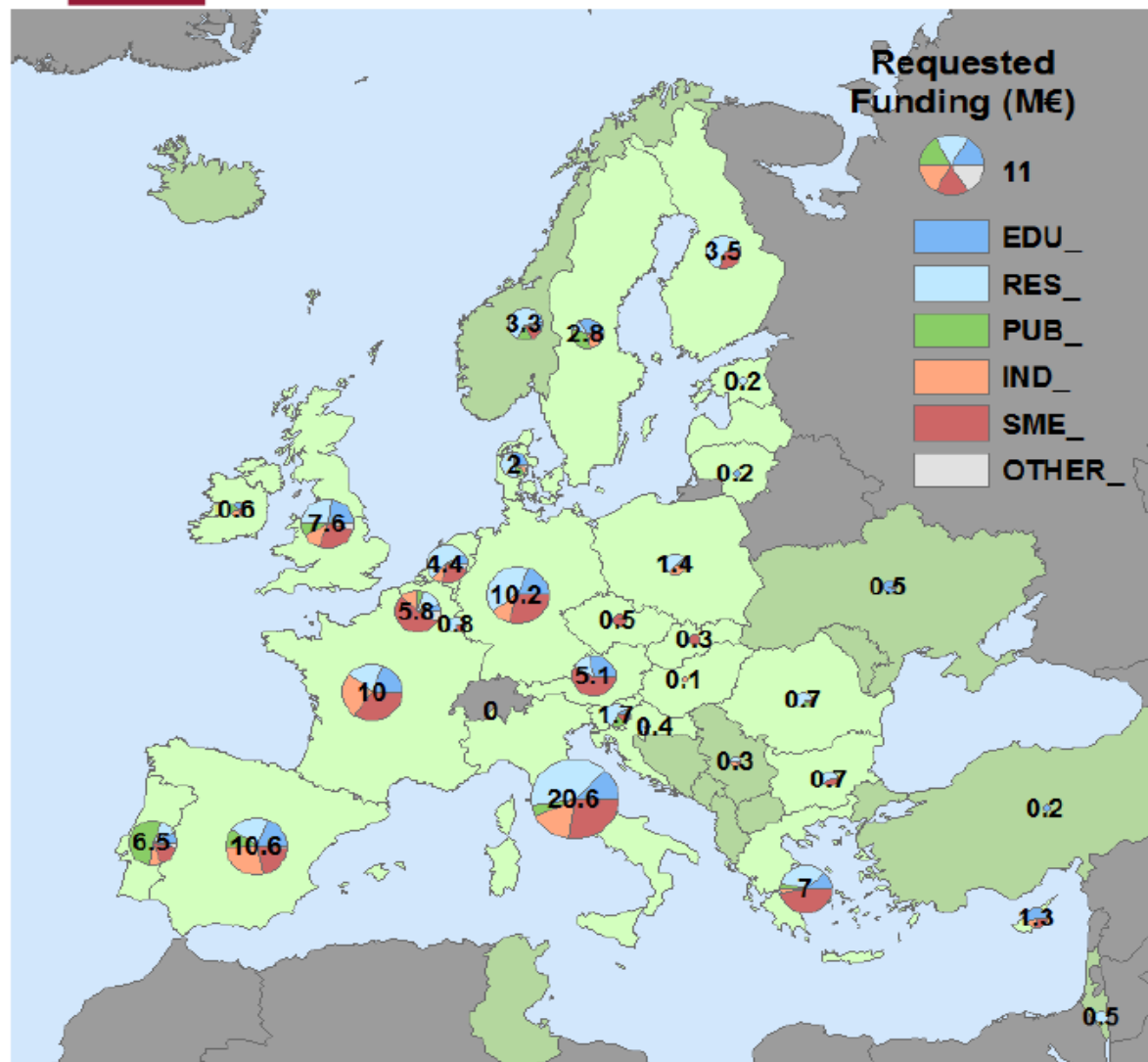


**110.5 M€** total requested funding

- **Member States:** 104.8 M€
- **Associated Countries:** 4.8 M€
- **Third Countries:** 0.9M€

## Requested funding by sector:

- EDU: 17.6 M€ (16%)
- RES: 36.3 M€ (33%)
- PUB: 8.9 M€ (8.1%)
- IND: 14.2 M€ (13%)
- SME: 31.6 M€ (29%)
- OTH: 1.9 M€ (1.8%)

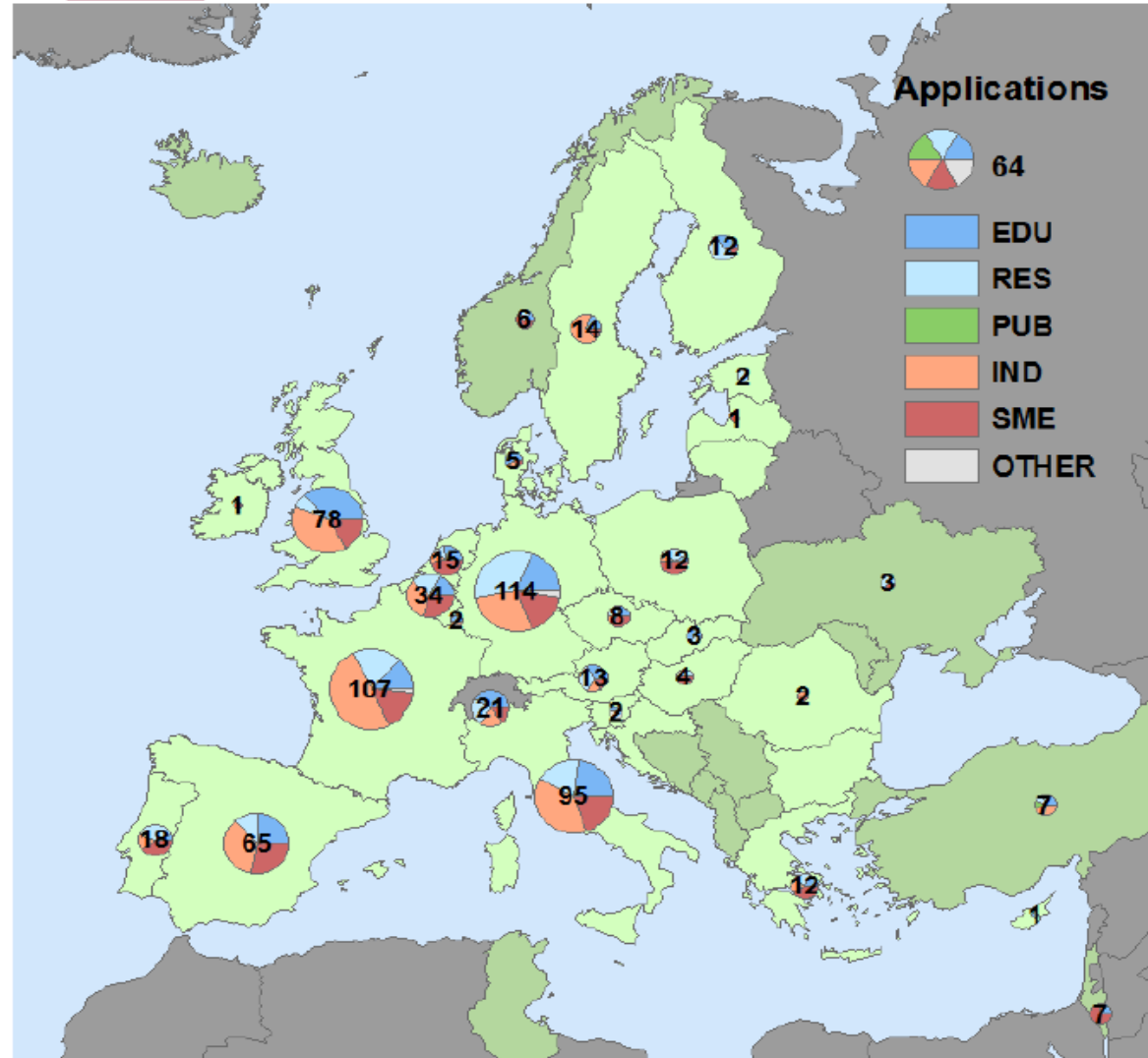


**673 applications** by 384 unique applicants

- **Member States** : 620 applications
- **Associated Countries** : 23 applications
- **Third Countries** : 30 applications

## Applications per sector:

- EDU: 152 (23%)
- RES: 142 (21%)
- PUB: 3 (0.4%)
- IND: 219 (33%)
- SME: 150 (22%)
- OTH: 7 (1.0%)





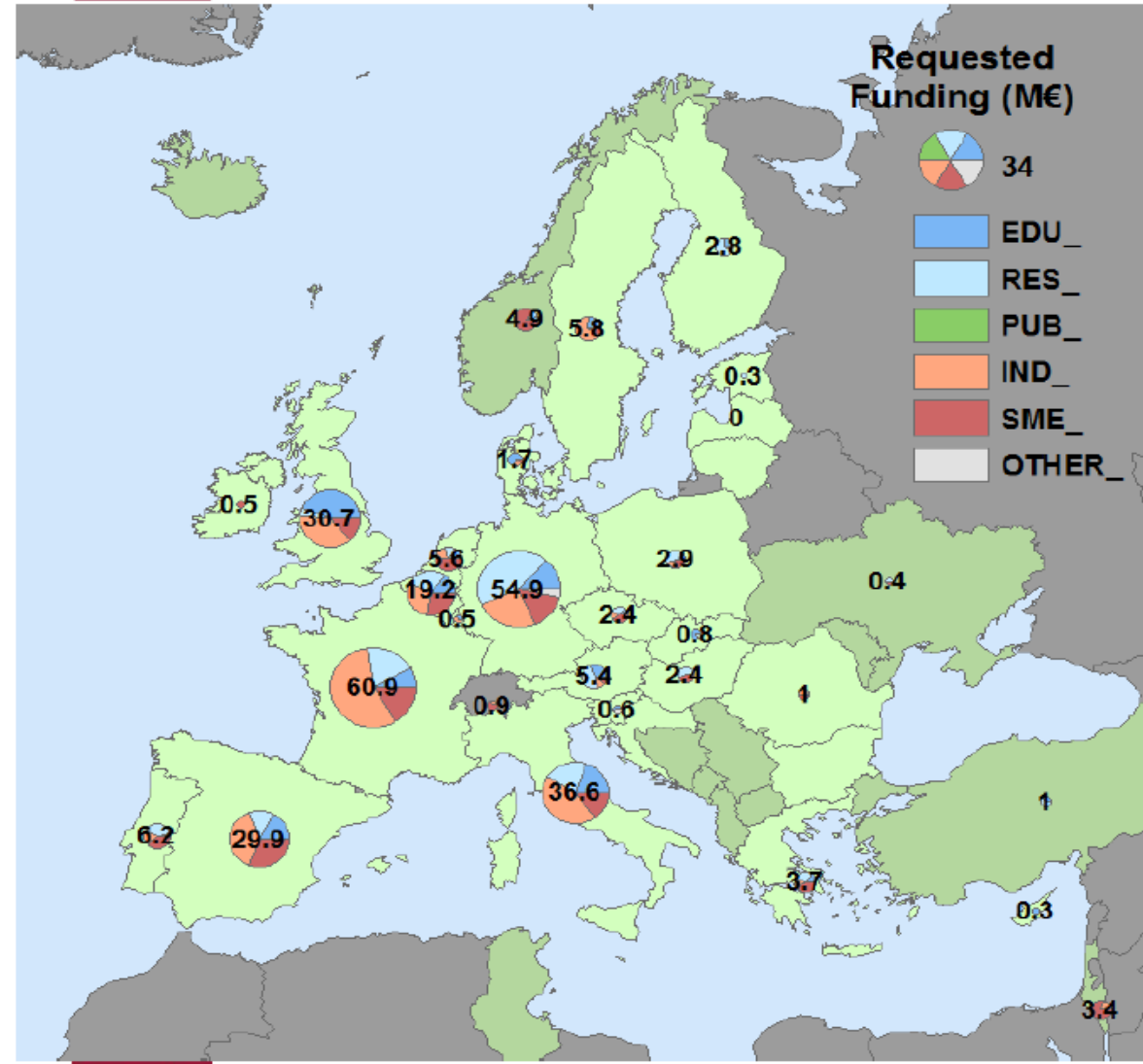


**286.9 M€** total requested funding

- **Member States:** 274.8 M€
- **Associated Countries:** 9.7 M€
- **Third Countries:** 2.4 M€

### Requested funding by sector:

- EDU: 50.6 k€ (17.6%)
- RES: 67.5 k€ (23.5%)
- PUB: 0.6 k€ (0.2%)
- IND: 102.3 k€ (35.7%)
- SME: 63.0 k€ (22%)
- OTH: 2.3 k€ (1.0%)



## Retained/submitted proposals per topic:

Topic nr	1	2	3(a)	3b	4	5
<b>EO</b>	5/28	1/2	5/30			
<b>COMPET</b>	3/20	2/21	3/3	3/18	6/15	2/23

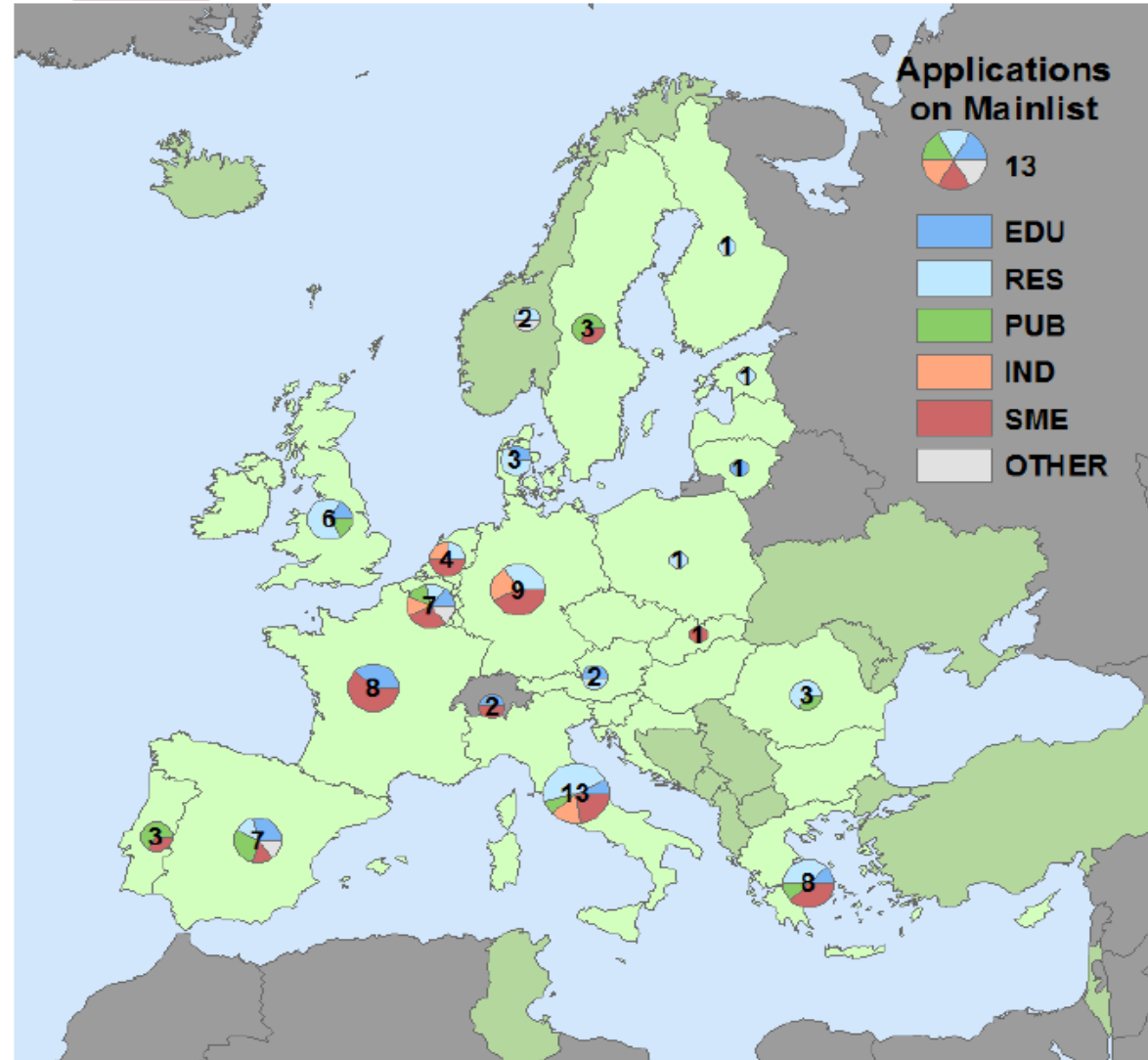
List	Topic	Rank	Number	Acronym	Total Score	Recommended EU Contribution	Cumulative Recommended EU Contribution	Service
Main list	EO-1-2016	1	730141	CyanoLakes	15	1,040,484.13 €	1,040,484.13 €	
Main list	EO-1-2016	2	730109	DIANA	12.5	1,937,890.63 €	2,978,374.76 €	
Main list	EO-1-2016	3	730066	EOMORES	12.5	2,005,861.66 €	4,984,236.42 €	
Main list	EO-1-2016	4	730005	SPACE-O	12.5	2,002,087.50 €	6,986,323.92 €	
Main list	EO-1-2016	5	730150	EUGENIUS	11.5	1,762,139.88 €	8,748,463.80 €	
Reserve list	EO-1-2016	6	730148	CYPRIS	11.5	1,938,307.38 €	10,686,771.18 €	
Reserve list	EO-1-2016	7	730117	ALTER	11	1,538,948.13 €	12,225,719.31 €	
Main list	EO-2-2016	1	730098	MARINE-EO	12.5	4,378,584.38 €	4,378,584.38 €	
Main list	EO-3-2016	1	730030	CEASELESS	14	1,999,332.50 €	1,999,332.50 €	Coastal
Main list	EO-3-2016	2	730008	ECoLaSS	14	2,000,000.00 €	3,999,332.50 €	Land
Main list	EO-3-2016	3	730082	E2mC	13.5	1,500,000.00 €	5,499,332.50 €	Emergency
Main list	EO-3-2016	4	730124	Copernicus App Lab	13.5	1,617,917.50 €	7,117,250.00 €	Horizontal
Main list	EO-3-2016	5	730074	SENSAGRI	13.5	1,854,757.50 €	8,972,007.50 €	Land
Reserve list	EO-3-2016	6	728345	Emissions4All	13.5	1,976,473.00 €	10,948,480.50 €	Atmosphere
Reserve list	EO-3-2016	7	730070	COPPER	13.5	1,953,046.25 €	12,901,526.75 €	Marine

**86 participations** by 80 unique participants

- **Member States** : 81 participations
- **Associated Countries** : 2 participations
- **Third Countries** : 3 participations

### Participations per sector:

- EDU: 13 (15%)
- RES: 28 (33%)
- PUB: 11 (13%)
- IND: 6 (7.0%)
- SME: 25 (29%)
- OTH: 3 (3.5%)





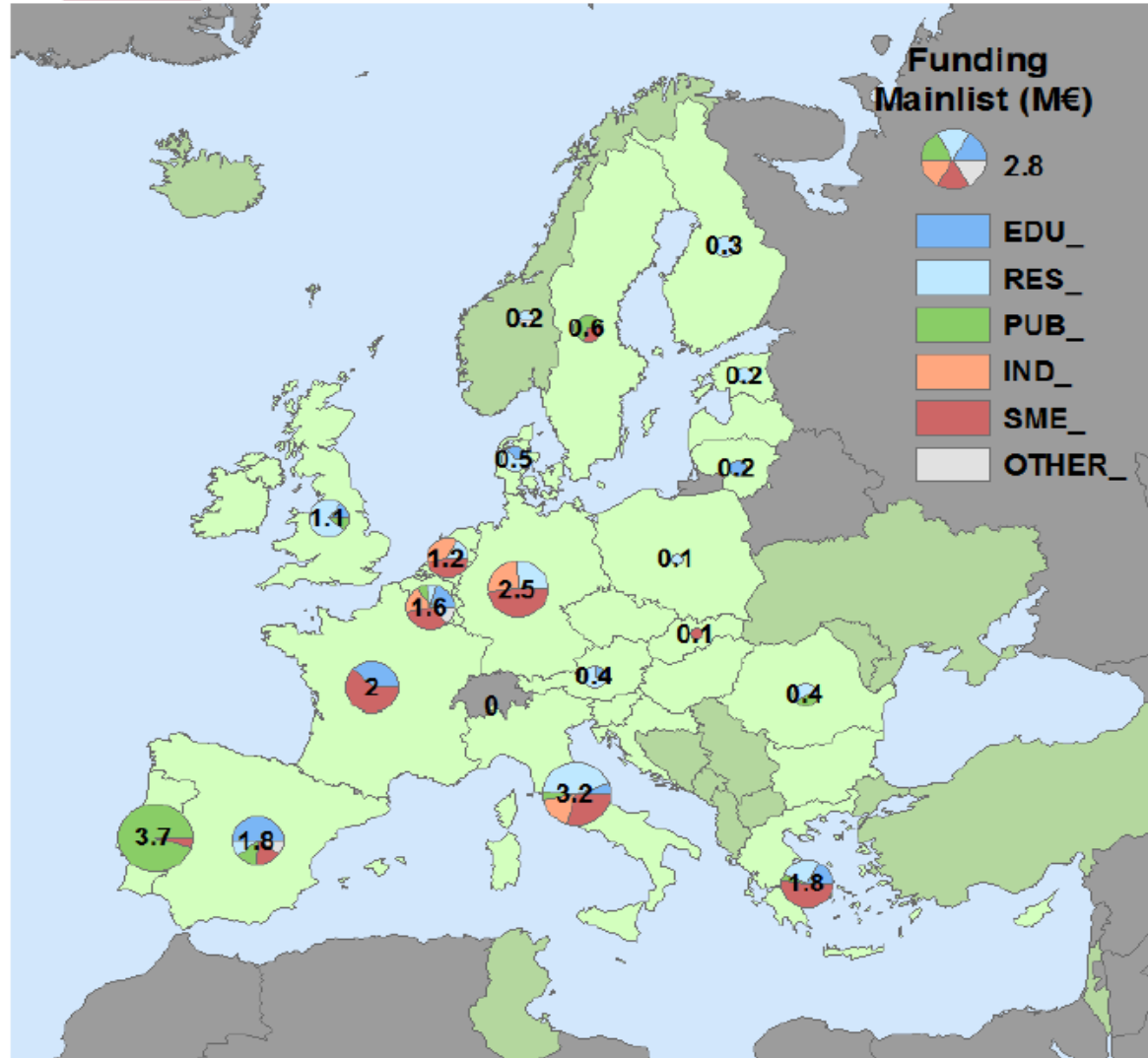
**22.1 M€** total requested funding

**Average funding per proposal: 2.01 M€**

- **Member States:** 21.8 M€
- **Associated Countries:** 0.2 M€
- **Third Countries:** 0.1 M€

**Requested funding by sector:**

- EDU: 3.1 M€ (14%)
- RES: 5.6 M€ (25%)
- PUB: 4.8 M€ (22%)
- IND: 1.9 M€ (9%)
- SME: 6.3 M€ (28%)
- OTH: 0.5 M€ (2%)





List	Topic	Rank	Number	Acronym	Total Score	Recommended EU Contribution	Cumulative Recommended EU Contribution	
Main list	COMPET-1-2016	1	730011	DAHLIA	14	4,249,148.75 €	4,249,148.75 €	U20
Main list	COMPET-1-2016	2	730161	ASTEROID	14	4,995,562.25 €	9,244,711.00 €	U18
Main list	COMPET-1-2016	3	730165	INTERSTELLAR	13	6,201,187.50 €	15,445,898.50 €	U19
Reserve list	COMPET-1-2016	4	730144	SARGAS	12.5	3,236,331.25 €	18,682,229.75 €	N27
Reserve list	COMPET-1-2016	5	730003	PGaN4Space	12	2,792,070.00 €	21,474,299.75 €	U14
Main list	COMPET-2-2016	1	730149	OPTIMA	14.5	2,819,913.75 €	2,819,913.75 €	
Main list	COMPET-2-2016	2	730104	QV-LIFT	14.5	3,409,242.50 €	6,229,156.25 €	
Reserve list	COMPET-2-2016	3	730079	PHOSFHOR	14.5	2,979,380.00 €	9,208,536.25 €	
Main list	COMPET-3-2016-a	1	730135	CHEOPS	14.5	10,960,028.89 €	10,960,028.89 €	HET
Main list	COMPET-3-2016-a	2	730020	HEMPT-NG	11	5,278,391.00 €	16,238,419.89 €	HEMPT
Main list	COMPET-3-2016-a	3	730002	GIESEPP	10.5	7,499,999.39 €	23,738,419.28 €	GIE
Main list	COMPET-3-2016-b	1	730038	GaNOMIC	14.5	1,546,910.00 €	1,546,910.00 €	DT-EPST
Main list	COMPET-3-2016-b	2	730075	HiperLoc-EP	13	1,385,974.25 €	2,932,884.25 €	DT-EPT
Main list	COMPET-3-2016-b	3	730028	MINOTOR	13	1,485,809.50 €	4,418,693.75 €	DT-EPT
Reserve list	COMPET-3-2016-b	4	730092	E-TREK	12.5	1,239,202.50 €	5,657,896.25 €	DT-EPST
Reserve list	COMPET-3-2016-b	5	730129	IMPULSE	12.5	1,432,391.25 €	7,090,287.50 €	DT-EPT
Reserve list	COMPET-3-2016-b	6	730179	PJP	12.5	1,644,482.50 €	8,734,770.00 €	DT-EPT

List	Topic	Rank	Number	Acronym	Total Score	Recommended EU Contribution	Cumulative Recommended EU Contribution	
Main list	COMPET-4-2016	1	730086	ERGO	14.5	3,236,950.00 €	3,236,950.00 €	(b)
Main list	COMPET-4-2016	2	730014	InFuse	14.5	3,493,952.50 €	6,730,902.50 €	(c)
Main list	COMPET-4-2016	3	730068	FACILITATORS	14	1,000,000.00 €	7,730,902.50 €	(f)
Main list	COMPET-4-2016	4	730035	SIROM	13.5	3,487,442.50 €	11,218,345.00 €	(e)
Main list	COMPET-4-2016	5	730080	ESROCOS	11.5	3,499,995.75 €	14,718,340.75 €	(a)
Main list	COMPET-4-2016	6	730118	I3DS	11	3,393,663.75 €	18,112,004.50 €	(d)
Reserve list	COMPET-4-2016	7	730054	ARTFOODS	12	3,461,236.00 €	21,573,240.50 €	(b)
Reserve list	COMPET-4-2016	8	730076	EuroDATAFUSION	10.5	3,500,312.50 €	25,073,553.00 €	(c)
Reserve list	COMPET-4-2016	9	730166	OSOSS	10.5	3,494,300.00 €	28,567,853.00 €	(a)
Reserve list	COMPET-4-2016	10	730180	ROBIN	10	2,979,000.00 €	31,546,853.00 €	(e)
Main list	COMPET-5-2016	1	730041	NEWTON	15	1,567,516.25 €	1,567,516.25 €	
Main list	COMPET-5-2016	2	727220	LUVMI	14.5	1,503,568.00 €	3,071,084.25 €	
Reserve list	COMPET-5-2016	3	730057	MODERN	14	2,999,430.00 €	6,070,514.25 €	



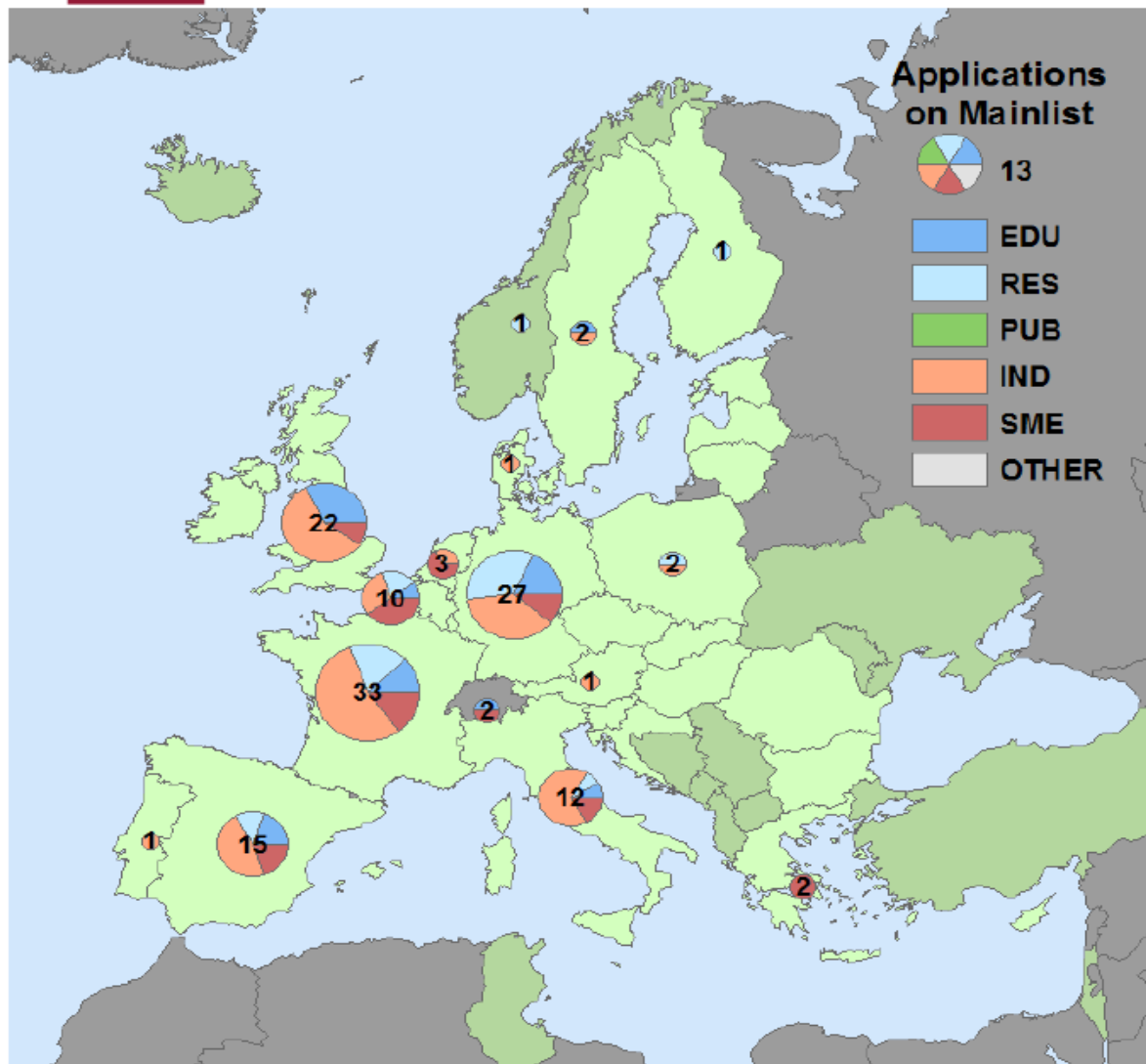
European  
Commission

**135 participations** by 94 unique participants

- **Member States** : 132 participations
- **Associated Countries** : 1 participations
- **Third Countries** : 2 participations

## Participations per sector:

- EDU: 23 (17%)
- RES: 23 (17%)
- PUB: 0 (0%)
- IND: 65 (48%)
- SME: 24 (18%)
- OTH: 0 (0%)





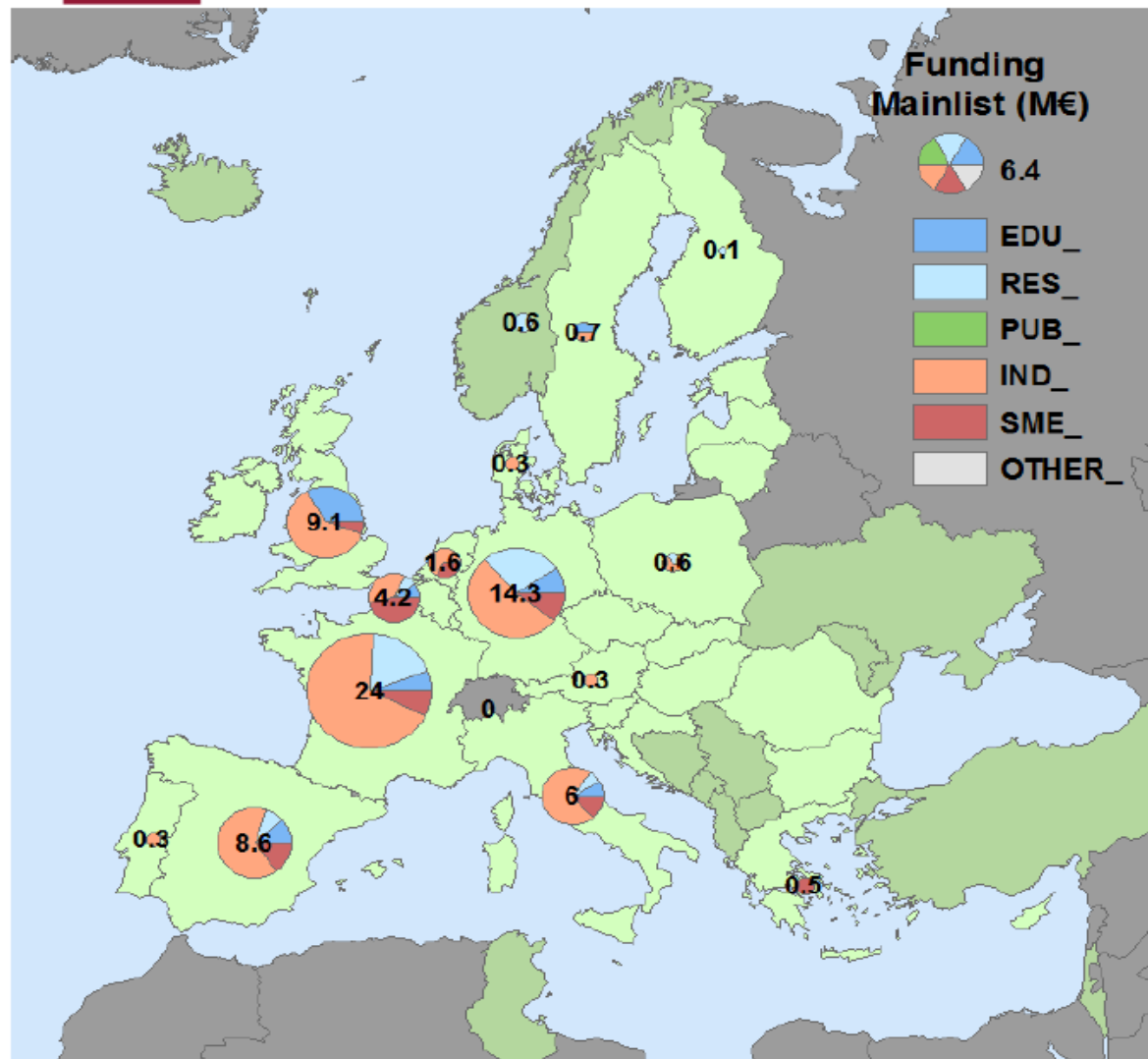
**71.0 M€** total requested funding

**Average funding  
per proposal: 3.74 M€**

- **Member States:** 70.5 M€
- **Associated Countries:** 0.6 M€
- **Third Countries:** 0 M€

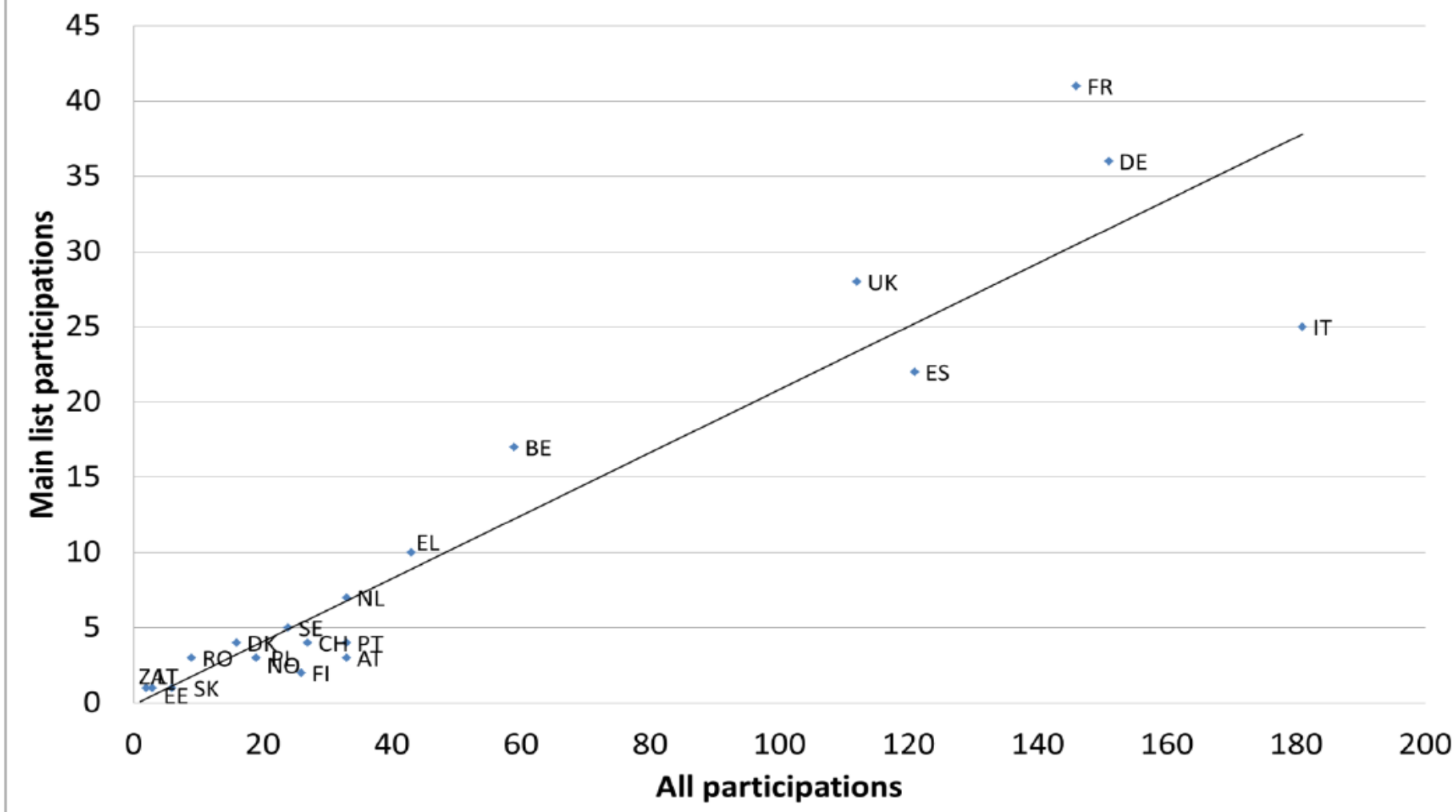
## Requested funding by sector:

- EDU: 8.0 M€ (11%)
- RES: 10.6 M€ (15%)
- PUB: 0 M€ (0%)
- IND: 43.6 M€ (61%)
- SME: 8.9 M€ (13%)
- OTH: 0 M€ (0%)





## H2020-EO-COMPET-2016 participations by country



# Résultats FRANCE :

## Observation de la Terre

Identifiant de l'appel	Budget total attribué (M€)	Retour France (M€)	Retour France %
<a href="#">EO-01-2016</a>	8,748	0,859	9,82%
<a href="#">EO-02-2016</a>	4,378	0	0,00%
<a href="#">EO-03-2016</a>	8,972	1,099	12,25%
<b>TOTAL</b>	<b>22,098</b>	<b>1,958</b>	<b>8,86%</b>

## Compétitivité

Identifiant de l'appel	Budget total attribué (M€)	Retour France (M€)	Retour France %
<a href="#">COMPET-01-2016</a>	15,446	11,962	77,44%
<a href="#">COMPET-02-2016</a>	6,229	1,528	24,53%
<a href="#">COMPET-03-2016-a</a>	23,738	5,546	23,36%
<a href="#">COMPET-03-2016-b</a>	4,419	1,984	44,90%
<a href="#">COMPET-04-2016</a>	18,112	2,793	15,42%
<a href="#">COMPET-05-2016</a>	3,071	0,144	4,69%
<b>TOTAL</b>	<b>71,015</b>	<b>23,957</b>	<b>33,74%</b>

## Bilan – calls ouverts

	Budget total attribué (M€)	Retour France (M€)	Retour France %
<b>TOTAL</b>	<b>93,113</b>	<b>25,915</b>	<b>27,83%</b>

# Résultats FRANCE : taux de succès

## 1. Observation de la Terre :

Identifiant de l'appel	Nbre total de projets déposés	Nbre de projets déposés avec participation française	Nbre total de projets retenus	Nbre de projets retenus avec participation française	Taux de succès global	Taux de succès des propositions françaises
<a href="#">EO-01-2016</a>	28	9	5	1	17,86%	11,11%
<a href="#">EO-02-2016</a>	2	0	1	0	50,00%	
<a href="#">EO-03-2016</a>	30	19	5	3	16,67%	15,79%
<b>TOTAL</b>	<b>60</b>	<b>28</b>	<b>11</b>	<b>4</b>	<b>18,33%</b>	<b>14,29%</b>

## 2. Compétitivité du secteur spatial européen : Technologie et Science

Identifiant de l'appel	Nbre total de projets déposés	Nbre de projets déposés avec participation française	Nbre total de projets retenus	Nbre de projets retenus avec participation française	Taux de succès global	Taux de succès des propositions françaises
<a href="#">COMPET-01-2016</a>	20	12	3	3	15,00%	25,00%
<a href="#">COMPET-02-2016</a>	21	12	2	2	9,52%	16,67%
<a href="#">COMPET-03-2016-a</a>	3	2	3	2	100,00%	100,00%
<a href="#">COMPET-03-2016-b</a>	18	11	3	2	16,67%	18,18%
<a href="#">COMPET-04-2016</a>	15	8	6	4	40,00%	50,00%
<a href="#">COMPET-05-2016</a>	23	13	2	1	8,70%	7,69%
<b>TOTAL</b>	<b>100</b>	<b>58</b>	<b>19</b>	<b>14</b>	<b>19,00%</b>	<b>24,14%</b>